

AUDITED PROJECT FINANCIAL STATEMENTS

Project N° : 1651

IFAD Loan No. L-I-20000001121

IFAD Grant No. 2000000623

ASAP Trust Grant No. 2000001122

Period covered 01/07/2017 – 30/06/2018

Kenya Cereal Enhancement Programme (KCEP)

Prepared by: Auditor General

Received on: 31/12/2018

The Audited project financial statements are documents owned by the Borrower/ Recipient. The views expressed herein do not necessarily represent those IFAD's Executive Board, Management or Staff. This document is made publicly available in accordance with the "Conceptual Framework on Financial Reporting and Auditing of IFAD-Financed Projects (2018)"



REPUBLIC OF KENYA
THE NATIONAL TREASURY AND MINISTRY OF PLANNING

**PROGRAMME FOR RURAL OUTREACH OF
FINANCIAL INNOVATIONS AND TECHNOLOGIES (PROFIT)**

Telegraphic Address: 22921
Finance - Nairobi
FAX NO. 310833
Telephone: 2252299
When Replying Please Quote

NATIONAL TREASURY
P O BOX 30007 - 00100
NAIROBI

Ref: DFN.126/013/6 VOL 2 (10)

Date: January 8, 2019

Records Management Team,
ADM
International Fund for Agricultural Development (IFAD)
Via Paolo di Dono, 44
00142 **Rome, Italy**

**RE: AUDITED FINANCIAL STATEMENTS FOR THE YEAR ENDED 30TH
JUNE 2018: IFAD LOAN NO. 814-KE AND GRANT NO. 1218KE**

We attach herewith a copy of the Programme's duly signed audited financial statements for the year ended 30th June 2018 and the Management Letter response for the same period.

Yours Sincerely,

JOHN KABUTHA
PROGRAMME COORDINATOR

Encl



ISO 9001:2008
Certified.

REPUBLIC OF KENYA

Telephone: +254-20-342330
Fax: +254-20-311482
E-mail: oag@oagkenya.go.ke
Website: www.oagkenya.go.ke



P.O. Box 30084-00100
NAIROBI

OFFICE OF THE AUDITOR-GENERAL

KCEP/2017/2018

31 December 2018

The Programme Co-ordinator
Kenya Cereal Enhancement Programme Climate Resilient
Agricultural Livelihood Window
P.O. Box 30028 -00100
NAIROBI



**REPORT OF THE AUDITOR-GENERAL ON THE FINANCIAL STATEMENTS OF
KENYA CEREAL ENHANCEMENT PROGRAMME CLIMATE RESILIENT
AGRICULTURAL LIVELIHOOD WINDOW FOR THE YEAR ENDED 30 JUNE 2018
STATE DEPARTMENT OF CROP DEVELOPMENT - MINISTRY OF AGRICULTURE,
LIVESTOCK, FISHERIES & IRRIGATION**


one, RMT
Enclosed herewith, please find ~~two~~ sets of the audited financial statement for Kenya Cereal Enhancement Programme Climate Resilient Agricultural Livelihood Window for the year ended 30 June 2018 duly certified by the Auditor-General for your retention and necessary action.

Please acknowledge receipt of this report.

Dennis T. Kariuki
Director of Audit
For: AUDITOR-GENERAL

Copy to: **The Director**
External Resources Department
National Treasury
NAIROBI

REPUBLIC OF KENYA



OFFICE OF THE AUDITOR-GENERAL

REPORT

OF

THE AUDITOR-GENERAL

ON

**THE FINANCIAL STATEMENTS OF
KENYA CEREAL ENHANCEMENT
PROGRAMME (IFAD GRANT NO.2000000623,
IFAD LOAN NO.2000001121 & ASAP TRUST
GRANT NO.2000001122)**

**FOR THE YEAR ENDED
30 JUNE 2018**

**MINISTRY OF AGRICULTURE, LIVESTOCK,
FISHERIES AND IRRIGATION**



**PROGRAMME NAME: KENYA CEREAL ENHANCEMENT PROGRAMME-
CLIMATE RESILIENT AGRICULTURAL LIVILIHOD WINDOW (KCEP-CRAL)**

**IMPLEMENTING ENTITY: MINISTRY OF AGRICULTURE, LIVESTOCK
FISHERIES AND IRRIGATION
STATE DEPARTMENT FOR CROPS DEVELOPMENT**

**PROGRAMME GRANT NUMBER: 2000000623 and 2000001122 and LOAN NUMBER:
2000001121**

ANNUAL REPORT AND FINANCIAL STATEMENTS

**FOR THE FINANCIAL YEAR ENDED
JUNE 30, 2018**

**Prepared in accordance with the Cash Basis of Accounting Method under the International Public
Sector Accounting Standards (IPSAS)**

Kenya Cereal Enhancement Programme-Climate Resilient Agricultural Livelihoods (KCEP-CRAL)

Annual Reports and Financial Statements for the financial year ended 30th June 2018

Contents

1.0 PROJECT INFORMATION AND OVERALL PERFORMANCE.....	iii
2.0 STATEMENT OF MANAGEMENT RESPONSIBILITIES.....	x
3.0 REPORT OF THE INDEPENDENT AUDITORS ON THE PROGRAMME.....	xi
4.0 STATEMENT OF RECEIPTS AND PAYMENTS.....	1
5.0 STATEMENT OF FINANCIAL ASSETS AND LIABILITIES AS AT 30 JUNE 2018.....	2
6.0 STATEMENT OF CASHFLOW FOR THE PERIOD 30 JUNE 2018.....	3
7.0 STATEMENT OF COMPARATIVE BUDGET AND ACTUAL AMOUNT.....	4
8.0 NOTE TO THE FINANCIAL STATEMENTS.....	5
9.0 ANNEXES.....	21

Annual Reports and Financial Statements for the financial year ended 30th June 2018

1.0 PROGRAMME INFORMATION AND OVERALL PERFORMANCE

1.1 NAME AND REGISTERED OFFICE:

Programme Name: Kenya Cereal Enhancement Programme-Climate Resilient Agricultural Livelihood Window (KCEP-CRAL).

Objectives

The overall development objective of the Programme is to contribute to the reduction of rural poverty and food insecurity of smallholder farmers in the ASALs by developing the economic potential of target groups, improving natural resources management capacity and building resilience to climate change in an increasingly fragile ecosystem.

Address: The programme headquarters offices are Nairobi, Nairobi County, Kenya.

Physical Address: KALRO Compound-Waiyaki Way

Postal Address: P.O. Box 30028-00100, Nairobi, Kenya

Other Contacts:

E-mail: kcep.programme15@gmail.com

Telephone: 0770174188

The programme has three Regional offices/branches as follows:

- Western Region–Nakuru, email: kcepsubpcu.western@gmail.com
- Eastern Region –Siakago, email: kcepeasternregion@gmail.com
- Coast Region-Mtwapa, email: kcepcoastregion@gmail.com

1.2 Programme Information

Programme Start Date:	3 rd April 2014
Programme Closing Date:	31 st March 2023
Senior Programme Coordinator:	MS Esther Magambo
Programme Donor/Sponsor:	GOK, European Union(EU), IFAD, Financial Institutions and Beneficiaries
Programme Supervisor:	International Fund for Agricultural Development (IFAD)

Kenya Cereal Enhancement Programme-Climate Resilient Agricultural Livelihoods (KCEP-CRAL)

Annual Reports and Financial Statements for the financial year ended 30th June 2018

1.3 Programme Overview

Lead Ministry	The lead implementing ministry is the Ministry of Agriculture, Livestock ,Fisheries and Irrigation-State Department for Crops Development
Programme Financing Numbers	EU Grant No. 2000000623, IFAD Loan No. 2000001121 and ASAP Grant No. 2000001122
Strategic goals of the programme	The main goal of the Programme is to increase incomes and reduce poverty among rural households including those in arid and semi-arid lands-ASALs
Achievement of strategic goals	<p>The programme management aims to achieve the goals through the following means:</p> <ul style="list-style-type: none">(i) Contributing to national food security by increasing production of cereal staples (maize, sorghum, millet, and associated pulses);(ii) Increasing income of smallholders in medium and high potential production areas as well as those in ASALs of targeted crops;(iii) Supporting smallholder farmers in graduating from subsistence to commercially oriented, resilient agricultural practices through improvements in productivity, post-production management practices and market linkages for targeted value chains and(iv) Empowering county governments and communities to sustainably and consensually manage their natural resources and build resilience to climate change.
Other important background information of the programme	<p>KCEP-CRAL Programme is funded under a strategic public-private-partnership between the Government of Kenya (GOK), European Union (EU), International Fund for Agricultural Development (IFAD), local Financial Institutions and beneficiaries. The Programme aims at increasing productivity of three staple cereals, maize, sorghum, millet and their associated pulses using a value chain approach.</p> <p>The programme area covers 13 counties; five Western region- Bungoma, Kakamega, Nakuru, Nandi and Trans Nzoia, Five in Eastern region- Embu, Kitui, Tharaka-Nithi, Machakos and Makueni and three in Coast region- Kwale, Kilifi and Taita Taveta.</p> <p>The programme is structured around four components:</p> <p>Component 1 Capacity building for Climate-resilient productivity and Natural Resource Management (NRM). Through an e-voucher platform giving smallholder farmers access to improved agricultural inputs and technical packages, the programme will support the farmers engaged in targeted value chains to enhance productivity in view of commercialisation.</p>

Annual Reports and Financial Statements for the financial year ended 30th June 2018

	<p>Component 2 - Post-Harvest Management and Market Linkages aims at supporting farmers to capitalise productivity gains arising from investments made under Component 1, by promoting improved on-farm grain-handling and management, access to storage and warehouse receipt systems, increasing smallholders' access to markets, and building their capacities to sell their produce at more favourable terms and prices.</p> <p>Component 3 – Financial Services is designed to link farmers to financial services to boost yields and income generation for re-investment in agriculture, and build the capacity of value chain stakeholders, including the youth, to engage profitably in provision of agricultural services through improved access to financial services.</p> <p>Component 4: Programme Management - Programme Steering Committee (PSC), chaired by the Principle Secretary of the State Department of Agriculture is responsible for oversight of the programme and providing policy guidance to programme implementation. A County Programme Coordinating Committee (CPCC) provides guidance to programme implementation within each county. Programme Coordinating Unit (PCU) is responsible for day-to-day management of the programme, supported by the desk officers in the collaborating institutions.</p> <p>Implementing arrangements</p> <p>KCEP-CRAL Programme Implementation is done through by the National Government and County Governments in collaboration with implementing partners. The implementing partners include; Equity Bank and Equity Group Foundation and Co-operative bank responsible for setting up and operationalization of the e-voucher system for provision of agricultural inputs and payment of agro-dealers, setting up warehouse receipt financing and capacity building on financial literacy; Kenya Agricultural and Livestock Research Organization (KALRO) responsible for ; soil sampling and soil fertility mapping and dissemination of research-based technical packages; Agricultural Market Development Trust (AGMARK) responsible for capacity building of agro-dealers; Centre for Training and Integrated Research in ASAL Development (CETRAD) responsible of setting up RS/GIS units in target counties, training and backstopping of the county personnel on using the RS/GIS units; National Drought Management Authority (NDMA) responsible for strengthening the CAF process counties covered by KCEP-CRAL and Kenya Meteorological Department (KMD) responsible for developing applied climate information services to support communities across target counties to deliver both data and agronomic recommendations to make more informed decisions and enhance their coping and adaptive capacities.</p>
--	---

Kenya Cereal Enhancement Programme-Climate Resilient Agricultural Livelihoods (KCEP-CRAL)

Annual Reports and Financial Statements for the financial year ended 30th June 2018

Current situation that the programme was formed to intervene	The programme was formed to intervene in the following areas: (i) Improve food Security. (ii) Reduction of poverty
Programme duration	The Programme started on 3 rd April 2014 and is expected to run until 20 th March 2023

1.4 Bankers

The following are the bankers for the current year:


1.4.1 Programme Designated Special Bank Accounts in Central Bank of Kenya

KCEP Programme EU Grant Account No...

KCEP-CRAL IFAD Loan Account No.....

KCEP-CRAL ASAP Grant Account No.....

1.4.2 Programme Operational Bank Accounts



1.5 Auditors

The programme is audited by the Office of the Auditor General.

Annual Reports and Financial Statements for the financial year ended 30th June 2018

1.6 Roles and Responsibilities of key programme staff

The following is the list and roles of Key Programme staff.

S/No	Names	Title designation	Key qualification	Responsibilities
1	Esther Magambo	Senior Programme Coordinator	MA-Project Planning MA-Environmental Planning	Programme Coordination
2	Maryanne Waruga	Programme Coordinator	MSc Entrepreneurship	Programme Coordination
3	Pamella Kimkung	Community mobilizer/Gender	MA-Sustainable International Development	Training and gender equality
4	Nyakundi Mogere	Finance and Administration Manager	MBA Finance ,BCom, CPA(K)	Finance and Administration activities
5	Kiprotich Chomboi	Value Chain Development Specialist	MSc Agricultural economics	Value chain development activities
6	Justine Muriuki	Natural Resource Management specialist	Master in Environmental Science	Natural resource management
7	Patrick Musalia	Senior Accountant	MSc Finance, ,Bcom, CPA(K)	Accounting and financial management
8	Zaweria Thuku	Financial services specialist	MSc Horticulture/Diploma in micro-finance	Finance inclusion services activities
9	Alex W. Mwaniki	Senior M&E specialist	MSC(Biometry)	Monitoring & Evaluation activities
10	Raymond Chelule	M&E specialist	MSc Agronomy	Monitoring & Evaluation activities
11	David Sitei	Civil Engineer	BSC-Engineering	Civil works
12	Patrick Hinga	Agribusiness officer	MSc Agric. economics	Agribusiness activities and Regional Head
13	Carol Kamau	Agribusiness specialist	MSc-Sustainable development	Agribusiness activities and Regional Head
14	Daniel Njenga	M&E specialist	MSc Agronomy	Monitoring & Evaluation activities
15	Irene Machua	Accountant	CPA(K),BA	Accounting services
16	Esther Nzomo	Agribusiness officer	MSc Agricultural economics	Agribusiness activities and Regional Head
17	Rufus Maina	Accountant	CPA(K),BA	Accounting services

Kenya Cereal Enhancement Programme-Climate Resilient Agricultural Livelihoods (KCEP-CRAL)

Annual Reports and Financial Statements for the financial year ended 30th June 2018

1.7 : Funding summary

The approved budget for KCEP-CRAL Programme is USD 153.2 Million equivalent of approximately Kshs. 13.3 billion as highlighted in the table below:

Source of funds	Donor Commitment-		Amount received to date – (30. 06. 2018)		Undrawn balance to date (30. 06. 2018)	
	Donor currency	Kshs	Donor currency	Kshs	Donor currency	Kshs
	(A)	(A')	(B)	(B')	(A)-(B)	(A')-(B')
		Kshs.		Kshs		Kshs
(i) Grants						
EU-Grant	EURO. 24,228,000 (USD. 33,334,000)	2,893,878,590	Euro. 11,392,077	1,287,657,963	12,835,923	1,606,220,627
ASAP-Grant	USD. 10,000,000	868,146,214	USD. 1,385,917	140,001,243	8,614,083	728,144,971
IFAD-Grant to FAO	2,000,000	-	-	0	-	2,000,000
(ii) Loan				0		0
IFAD-Loan	USD. 61,776,000	5,363,060,052	USD. 3,800,970	391,296,886	57,975,030	4,971,763,166
(iii)Counterpart funds				0		0
Government of Kenya	USD. 4,544,000	394,485,640		190,500,000		203,985,640
(iv)Contributions in Kind				0		0
Beneficiary Contributions	USD 36,090,000	3,133,139,687		135,381,327.50		2,997,758,360.50
Local Financial Institutions Contributions	USD 5,456,000	473,660,574		240,469,496		233,191,078
TOTAL	USD. 153,200,000	13,300,000,00		2,385,306,915.5		10,743,063,842.5

N/B

Contributions by both the bank and beneficiaries are not made directly inform of cash to the programme. The figures indicated are as reported by the bank as cost incurred in setting up the e-voucher platform and the contributions made by beneficiaries towards financing the e-voucher inputs as at 30th June 2018.

1.8 Summary of Overall Programme Performance

- The budget performance against actual amounts for current year is at 62%.
- The main activities and achievements attained during the period include;
 - Signing of the Subsidiary Agreements with Programme implementing partners
 - Formation of various Programme Coordinating committees at the county, sub county and ward levels
 - Community mobilization, selection of beneficiary farmers and issuance of inputs to farmers in Western region and Eastern regions.
 - Setting up on- site trials and demonstrations
 - Capacity building of beneficiary farmers on good farming practices and financial literacy.
 - Issuance of inputs to farmers in Eastern and Western regions
 - Training farmers on post-harvest management.
 - Identification of produce collection centres
 - Inventory of large volume buyers for all targeted value chains and organizing Consultative meetings to initiate/broker farmer-buyer commercial partnerships
 - Training of shellers and threshers service providers
- While conducting the above activities, the management endeavoured to adhere to the approved budget ceiling per activity. Efficiency in resource utilization was emphasized
- The main challenge experienced during project implementation and proposed way forward included;
 - Delay in finalization and signing of Subsidiary agreements with implementation partners. This led to failure to issue inputs during March April season in Coast region. The agreement with Cooperative bank was eventually signed and the inputs will be issued in the 2019 March April season.
 - Delay by farmers in depositing the beneficiary contribution to the Programme leading to delay in accessing the inputs. Follow up of beneficiaries to sensitize them on savings plans.
 - Insufficient rains in Eastern region leading to crop failure. Include crop insurance in the e-voucher package to safeguard farmers against such eventualities.

1.9 Summary of Programme Compliance:

- 2 There were no significant cases of non-compliance with applicable laws and regulations and essential external financing agreements.

Kenya Cereal Enhancement Programme-Climate Resilient Agricultural Livelihoods (KCEP-CRAL)

Annual Reports and Financial Statements for the financial year ended 30th June 2018

2.0 STATEMENT OF PROGRAMME MANAGEMENT RESPONSIBILITIES

The *Principal Secretary* for the Ministry of Agriculture, Livestock, fisheries and Irrigation, State Department for Crops Development and the *Senior Programme Coordinator* for KCEP-CRAL are responsible for the preparation and presentation of the Programme's financial statements, which give a true and fair view of the state of affairs of the Programme for and as at the end of the financial year ended on June 30, 2018. This responsibility includes: (i) maintaining adequate financial management arrangement and ensuring that these continue to be effective throughout the reporting period; (ii) maintaining proper accounting records, which disclose with reasonable accuracy at any time the financial position of the Programme; (iii) designing, implementing and maintaining internal controls relevant to the preparation and fair presentation of the financial statement, and ensuring that they are free from material misstatements, whether due to error or fraud; (iv) safeguarding the assets of the Programme; (v) selecting and applying appropriate accounting policies; and (vi) making accounting estimates that are reasonable in the circumstances.


The *Principal Secretary* for the Ministry of Agriculture, Livestock, fisheries and Irrigation, State Department for Crops Development and the *Senior Programme Coordinator* for **KCEP-CRAL** accept responsibility for the Programme's financial statements, which have been prepared on the Cash Basis Method of Financial Reporting, using appropriate accounting policies in accordance with International Public Sector Accounting Standards.


The *Principal Secretary* for the Ministry of Agriculture, Livestock, fisheries and Irrigation, State Department for Crops Development and the *Senior Programme Coordinator* for **KCEP-CRAL** are of the opinion that the Programme's financial statements give a true and fair view of the state of Programme's transactions during the financial year ended June 30, 2018, and of the Programme's financial position as at that date. The *Principal Secretary* for the Ministry of Agriculture, Livestock, fisheries and Irrigation, State Department for Crops Development and the *Senior Programme Coordinator* for **KCEP-CRAL** further confirm the completeness of the accounting records maintained for the Programme, which have been relied upon in the preparation of the Programme financial statements as well as the adequacy of the systems of internal financial control.


The *Principal Secretary* for the Ministry of Agriculture, Livestock, fisheries and Irrigation, State Department for Crops Development and the *Senior Programme Coordinator* for **KCEP-CRAL** confirm that the Programme has complied fully with applicable Government Regulations and the terms of external financing covenants, and that Programme funds received during the financial year. Under audit were used for the eligible purposes for which they were intended and were properly accounted for.

Approval of the Programme financial statements

The Project financial statements were approved by the *Principal Secretary* for the Ministry of Agriculture, Livestock, fisheries and Irrigation, State Department for Crops Development and the *Senior Programme Coordinator* for **KCEP-CRAL Programme** on _____ 2018 and signed by them


Principal Secretary
Name: Prof Hamadi Boga


Senior Programme Coordinator
Name: Maryann Njogu


Project Fin.&Admin Manager:
Name: Nyakundi Mogere
ICPAK Member Number 2665

REPUBLIC OF KENYA

Telephone: +254-20-342330
Fax: +254-20-311482
E-mail: oag@oagkenya.go.ke
Website: www.kenao.go.ke



P.O. Box 30084-00100
NAIROBI

OFFICE OF THE AUDITOR-GENERAL

REPORT OF THE AUDITOR-GENERAL ON KENYA CEREAL ENHANCEMENT PROGRAMME (IFAD GRANT NO.2000000623, IFAD LOAN NO.2000001121 & ASAP TRUST GRANT NO.2000001122) FOR THE YEAR ENDED 30 JUNE 2018 – MINISTRY OF AGRICULTURE, LIVESTOCK, FISHERIES & IRRIGATION

REPORT ON THE FINANCIAL STATEMENTS

Opinion

I have audited the accompanying financial statements of Kenya Cereal Enhancement Programme set out on pages 1 to 27, which comprise the statement of financial assets and liabilities as at 30 June 2018, and the statement of payment and receipts, statement of cash flows and statement of comparative budget and actual amounts for the year then ended, and a summary of significant accounting policies and other explanatory information in accordance with the provisions of Article 229 of the Constitution of Kenya and Section 35 of the Public Audit Act, 2015 and Article IX, Section 9.03 of General Conditions for Agricultural Development Financing annexed to the Financing Agreement signed on 19 March 2014 between International Fund for Agricultural Development and the Republic of Kenya. I have obtained all the information and explanations which, to the best of my knowledge and belief, were necessary for the purpose of the audit.

In my opinion, the financial statements present fairly, in all material respects, the financial position of Kenya Cereal Enhancement Programme (IFAD Grant No. 2000000623, IFAD Loan No.2000001121 & ASAP Trust Grant No.2000001122) as at 30 June, 2018, and of its financial performance and its cash flows for the year then ended, in accordance with International Public Sector Accounting Standards (Cash Basis) and comply with the Financing Agreements and Public Finance Management Act, 2012.

In addition, the special account statements present fairly, transactions for the year, and the closing balances have been reconciled with the books of account.

Basis for Opinion

The audit was conducted in accordance with International Standards of Supreme Audit Institutions (ISSAIs). I am independent of Kenya Cereal Enhancement Programme in accordance with ISSAI 30 on Code of Ethics. I have fulfilled other ethical responsibilities in accordance with the ISSAI and in accordance with other ethical requirements applicable to performing audits of financial statements in Kenya. I believe that the audit evidence I have obtained is sufficient and appropriate to provide a basis for my opinion.

Key Audit Matters

Key audit matters are those matters that, in my professional judgement, are of most significance in the audit of the financial statements. There were no key audit matters to communicate in my report.

Report of the Auditor-General on the Financial Statements of Kenya Cereal Enhancement Programme (IFAD Grant No. 2000000623, IFAD Loan No. 2000001121 & ASAP Trust Grant No. 2000001122) For the year ended 30 June 2018 – Ministry of Agriculture, Livestock, Fisheries & Irrigation

REPORT ON LAWFULNESS AND EFFECTIVENESS IN USE OF PUBLIC RESOURCES

Conclusion

As required by Article 229(6) of the Constitution, based on the audit procedures performed, I confirm that, nothing has come to my attention to cause me to believe that public resources have not been applied lawfully and in an effective way.

Basis for Conclusion

The audit was conducted in accordance with ISSAI 4000. The standard requires that I comply with ethical requirements and plan and perform the audit to obtain assurance about whether the activities, financial transactions and information reflected in the financial statements are in compliance, in all material respects, with the authorities that govern them. I believe that the audit evidence I have obtained is sufficient and appropriate to provide a basis for my conclusion.

REPORT ON EFFECTIVENESS OF INTERNAL CONTROLS, RISK MANAGEMENT AND GOVERNANCE

Conclusion

As required by Section 7 (1) (a) of the Public Audit Act, 2015, based on the audit procedures performed, I confirm that, nothing has come to my attention to cause me to believe that internal controls, risk management and governance were not effective.

Basis for Conclusion

The audit was conducted in accordance with ISSAI 1315 and ISSAI 1330. The standards require that I plan and perform the audit to obtain assurance about whether effective processes and systems of internal control, risk management and governance were operating effectively, in all material respects. I believe that the audit evidence I have obtained is sufficient and appropriate to provide a basis for my conclusion.

REPORT ON OTHER LEGAL AND REGULATORY REQUIREMENTS

1. As required by the International Fund for Agricultural Development (IFAD), I report based on the audit, that:

- (i) Proper accounting records have been kept;
- (ii) The financial statements are in agreement with the accounting records;
- (iii) IFAD funds and Government of Kenya counterpart funds have been used in accordance with the financing agreements, with due attention to economy, efficiency effectiveness and only for the purposes of the Programme;

- (iv) Services financed during the year were procured in accordance with the terms and conditions of financing agreements;
- (v) All supporting documentation, records and accounts have been maintained in respect of all Programme activities;
- (vi) National laws have been complied with and financial and accounting procedures approved for the Programme were followed and used;
- (vii) Special accounts have been properly maintained for the Programme in accordance with the provisions of Loan and Grant Agreements; and
- (viii) Expenditures claimed through statement of expenditure (SOE) procedures were properly authorized, classified and supported by documentation.

2. In addition, as required by Clause 1 of Schedule 3 (Special Covenants) of the Financing Agreement, I report based on performance audit of e-voucher scheme that:

- (i) The Programme's funds have been spent with due regard to economy, efficiency and effectiveness;
- (ii) The funds have been used in accordance with the conditions stipulated in the Subsidiary Agreement between Equity Bank and State Department of Agriculture with due attention to economy and efficiency, and solely for the purposes for which the financing was provided;
- (iii) The Programme is being implemented in conformity with sound administrative financial and technical practices;
- (iv) The general internal control environment of the e-voucher system is effective;
- (v) Controls exist that ensure a designated beneficiary has relevant identification cards [National ID card and electronic card with PIN] and only eligible farmers who have been vetted and registered are beneficiaries of the programme;
- (vi) The prices of inputs charged by participating agro-dealers are in line with the general market; and
- (vii) The e-voucher system, through which farmers are able to access farm inputs has been working as intended.

Responsibilities of Management and Those Charged with Governance

Management is responsible for the preparation and fair presentation of these financial statements in accordance with International Public Sector Accounting Standards (Cash Basis) and for maintaining effective internal control as management determines is necessary to enable the preparation of financial statements that are free from material misstatement, whether due to fraud or error and for its assessment of the effectiveness of internal control, risk management and governance.

In preparing the financial statements, management is responsible for assessing the Programme's ability to sustain services, disclosing, as applicable, matters related to sustainability of services and using the going concern basis of accounting unless the management either intends to cease operations, or have no realistic alternative but to do so.

Management is also responsible for the submission of the financial statements to the Auditor-General in accordance with the provisions of Section 47 of the Public Audit Act, 2015.

In addition to the responsibility for the preparation and presentation of the financial statements described above, management is also responsible for ensuring that the activities, financial transactions and information reflected in the financial statements are in compliance with the authorities which govern them, and that public resources are applied in an effective way.

Those charged with governance are responsible for overseeing the financial reporting process, reviewing the effectiveness of how the Project monitors compliance with relevant legislative and regulatory requirements, ensuring that effective processes and systems are in place to address key roles and responsibilities in relation to governance and risk management, and ensuring the adequacy and effectiveness of the control environment.

Auditor-General's Responsibilities for the Audit

The audit objectives are to obtain reasonable assurance about whether the financial statements as a whole are free from material misstatement, whether due to fraud or error, and to issue an auditor's report that includes my opinion in accordance with the provisions of Section 48 of the Public Audit Act, 2015 and submit the audit report in compliance with Article 229(7) of the Constitution. Reasonable assurance is a high level of assurance, but is not a guarantee that an audit conducted in accordance with ISSAIs will always detect a material misstatement and weakness when it exists. Misstatements can arise from fraud or error and are considered material if, individually or in the aggregate, they could reasonably be expected to influence the economic decisions of users taken on the basis of these financial statements.

In addition to the audit of the financial statements, a compliance audit is planned and performed to express a conclusion about whether, in all material respects, the activities, financial transactions and information reflected in the financial statements are in compliance with the authorities that govern them and that public resources are applied in an effective way, in accordance with the provisions of Article 229(6) of the Constitution and submit the audit report in compliance with Article 229(7) of the Constitution.

Further, in planning and performing the audit of the financial statements and audit of compliance, I consider internal control in order to give an assurance on the effectiveness of internal controls, risk management and governance processes and systems in accordance with the provisions of Section 7 (1) (a) of the Public Audit Act, 2015 and submit the audit report in compliance with Article 229(7) of the Constitution. My consideration of the internal control would not necessarily disclose all matters in the internal control that might be material

weaknesses under the ISSAIs. A material weakness is a condition in which the design or operation of one or more of the internal control components does not reduce to a relatively low level the risk that misstatements caused by error or fraud in amounts that would be material in relation to the financial statements being audited may occur and not be detected within a timely period by employees in the normal course of performing their assigned functions.

Because of its inherent limitations, internal control may not prevent or detect misstatements and instances of noncompliance. Also, projections of any evaluation of effectiveness to future periods are subject to the risk that controls may become inadequate because of changes in conditions, or that the degree of compliance with the policies and procedures may deteriorate.

As part of an audit conducted in accordance with ISSAIs, I exercise professional judgement and maintain professional skepticism throughout the audit. I also:

- Identify and assess the risks of material misstatement of the financial statements, whether due to fraud or error, design and perform audit procedures responsive to those risks, and obtain audit evidence that is sufficient and appropriate to provide a basis for my opinion. The risk of not detecting a material misstatement resulting from fraud is higher than for one resulting from error, as fraud may involve collusion, forgery, intentional omissions, misrepresentations, or the override of internal control.
- Evaluate the appropriateness of accounting policies used and the reasonableness of accounting estimates and related disclosures made by the management.
- Conclude on the appropriateness of the management's use of the going concern basis of accounting and, based on the audit evidence obtained, whether a material uncertainty exists related to events or conditions that may cast significant doubt on the Programme's ability to sustain its services. If I conclude that a material uncertainty exists, I am required to draw attention in the auditor's report to the related disclosures in the financial statements or, if such disclosures are inadequate, to modify my opinion. My conclusions are based on the audit evidence obtained up to the date of my audit report. However, future events or conditions may cause the Programme to cease sustaining its services.
- Evaluate the overall presentation, structure and content of the financial statements, including the disclosures, and whether the financial statements represent the underlying transactions and events in a manner that achieves fair presentation.
- Obtain sufficient appropriate audit evidence regarding the financial information and business activities of the Project to express an opinion on the financial statements.
- Perform such other procedures as I consider necessary in the circumstances.

I communicate with the management regarding, among other matters, the planned scope and timing of the audit and significant audit findings, including any significant deficiencies in internal control that are identified during the audit.

Report of the Auditor-General on the Financial Statements of Kenya Cereal Enhancement Programme (IFAD Grant No. 2000000623, IFAD Loan No. 2000001121 & ASAP Trust Grant No. 2000001122) For the year ended 30 June 2018 – Ministry of Agriculture, Livestock, Fisheries & Irrigation

I also provide management with a statement that I have complied with relevant ethical requirements regarding independence, and to communicate with them all relationships and other matters that may reasonably be thought to bear on my independence, and where applicable, related safeguards.



FCPA Edward R. O. Ouko, CBS
AUDITOR-GENERAL

Nairobi

27 December 2018


Kenya Cereal Enhancement Programme-Climate Resilient Agricultural Livelihoods (KCEP-CRAL)


Annual Reports and Financial Statements for the financial year ended 30th June 2018


1. STATEMENT OF RECEIPTS AND PAYMENTS FOR THE PERIOD ENDED 30TH JUNE 2018

	Note	2017/18		2016/17		Cumulative to-date
		Receipts and payments controlled by the entity	Payments made by third parties	Receipts and payment controlled by the entity	Payments made by third parties	
		KShs	KShs	KShs	KShs	KShs
RECEIPTS						
Transfer from Government entities	8.3	30,500,000	0	125,000,000	0	190,500,000
Proceeds from domestic and foreign grants	8.4	477,130,426	180,641,646	291,059,717	280,371,817	1,427,659,206
Loan from external development partners	8.5	231,907,500	0	159,389,386	0	391,296,886
Miscellaneous receipts	8.6	349,483	0	31,850		391,333
TOTAL RECEIPTS		739,887,409	180,641,646	575,480,953	280,371,817	2,009,847,425
PAYMENTS						
Compensation of employees	8.7	107,408,122	0	100,385,279	0	267,689,850
Purchase of goods and services	8.8	126,698,421	0	101,300,869	0	274,956,457
Social security benefits	8.9	33,117,299	0	27,417,097	0	60,534,396
Acquisition of non-financial assets	8.10	971,563	0	20,273,155	0	21,372,718
Transfers to other government entities	8.11	0	0	0	0	0
Other grants and transfers and payments	8.12	195,919,089	180,641,646	111,861,497	280,371,817	895,048,757
TOTAL PAYMENTS		464,114,494	180,641,646	361,237,897	280,371,817	1,519,602,178
SURPLUS/DEFICIT		275,772,916	0	214,243,056	0	490,245,247

The accounting policies and explanatory notes to these financial statements are an integral part of the financial statements.


Principal Secretary
Name: Prof Hamadi Boga


Senior Programme Coordinator
Name: Maryann Njogu


Project Fin. & Admin Manager:
Name: Nyakundi Mogere
ICPAK Member Number 2665


5.0 STATEMENT OF FINANCIAL ASSETS AND LIABILITIES AS AT 30TH JUNE 2018

	Note	2017/18	2016/17
		KES	KES
FINANCIAL ASSETS			
Cash and Cash Equivalents			
Bank Balances	8.13A	489,935,347	214,472,332
Cash Balances	8.13B	309,900	-
Cash Equivalents	8.13C	-	-
Total Cash and Cash equivalents		490,245,247	214,472,332
Accounts Receivables-Imprests and Advances	8.14	-	-
TOTAL FINANCIAL ASSETS		490,245,247	214,472,332
REPRESENTED BY:			
Fund balance B/FWD	8.15	214,472,332	135,651
Prior year adjustments	8.16	0	93,625
Surplus/Deficit for the year		275,772,915	214,243,056
NET FINANCIAL POSITION		490,245,247	214,472,332

The accounting policies and explanatory notes to these financial statements form an integral part of the financial statements. The financial statements were approved on 2018 and signed by:


Principal Secretary
Date:


Senior Programme Coordinator
Date:


Fin. & Admin Manager:
Date:
ICPAK Member Number 2665


Kenya Cereal Enhancement Programme-Climate Resilient Agricultural Livelihoods (KCEP-CRAL)

Annual Reports and Financial Statements for the financial year ended 30th June 2018


6.0 STATEMENT OF CASHFLOW FOR THE PERIOD 30TH JUNE 2018

		2017/18	2016/17
	Note	KES	KES
Receipts for operating income			
Transfer from Government entities	8.3	30,500,000	125,000,000
Proceeds from domestic and foreign grants	8.4	477,130,426	571,431,534
Miscellaneous receipts	8.6	349,483	31,850
Payments for operating expenses			
Compensation of employees	8.7	(107,408,122)	(100,385,279)
Purchase of goods and services	8.8	(126,698,421)	(101,300,869)
Social Security benefits	8.9	(33,117,299)	(27,417,097)
Transfers to other government entities	8.11	0	-
Other grants and transfers	8.12	(195,919,089)	(392,233,314)
Adjustments for Decrease/Increase in Receivables	8.16		93,625
Net cash flow from operating activities		44,836,979	75,220,450
CASHFLOW FROM INVESTING ACTIVITIES			
Acquisition of Assets	8.8	971,563	(20,273,155)
Net cash flows from Investing Activities		(971,563)	(20,273,155)
CASHFLOW FROM BORROWING ACTIVITIES			
Loans from Foreign borrowing	8.5	231,907,500	159,389,386
Net cash flow from financing activities		231,907,500	159,389,386
NET INCREASE IN CASH AND CASH EQUIVALENT		275,772,915	214,336,681
Cash and cash equivalent at BEGINNING of the year		214,472,332	135,651
Cash and cash equivalent at END of the year		490,245,247	214,472,332

The accounting policies and explanatory notes to these financial statements form an integral part of the financial statements. The entity financial statements were approved on _____ 2018 and signed by:


Principal Secretary
Date:


Senior Programme Coordinator
Date:


Fin. & Admin Manager:
Date:
ICPAK Member Number 2665

7.0 STATEMENT OF COMPARATIVE BUDGET AND ACTUAL AMOUNTS

Receipts/Payments Item	Original Budget	Adjustments	Final Budget	Actual on Comparable Basis	Budget Utilization Difference	% of Utilization
	a	b	c=a+b	d	e=d-c	f=e/c %
Receipts						
Transfer from Government entities(GOK)	61,000,000	(30,500,000)	30,500,000	30,500,000	0	100%
Proceeds from domestic and foreign grants	867,000,000	(129,869,574))	737,130,426	657,772,072	(79,358,354)	89%
Loans from external development Partners	491,000,000	(224,489,526)	266,510,474	231,907,500	(34,602,974)	87%
Miscellaneous receipts	0	0	0	349,483	349,483	-
Total Receipts	1,419,000,000	(384,859,100)	1,034,140,900	920,529,055	(113,611,845)	89%
Payments						
Compensation of employees	148,446,000	(3,430,800)	145,015,200	107,408,122	(37,607,078)	74%
Purchase of goods and services	196,054,000	(35,402,400)	160,651,600	126,698,421	(33,953,179)	79%
Social Security benefits	40,000,000	0	40,000,000	33,117,299	(6,882,701)	83%
Acquisition of non-financial assets	197,500,000	(55,357,700)	142,142,300	971,563	(141,170,737)	1%
Other grants and transfers and payments	837,000,000	(290,668,200)	546,331,800	376,560,735	(169,771,066)	69%
Total Payments	1,419,000,000	(384,859,100)	1,034,140,900	644,756,140	(389,384,761)	62%

Note: The significant budget utilization/performance differences in the last column are explained in Annex 1 to these financial statements.

Principal Secretary
Date:

Senior Programme Coordinator
Date:

Fin.&Admin Manager:
Date:
ICPAK Member Number 2665

8.0 NOTES TO THE FINANCIAL STATEMENTS

The principal accounting policies adopted in the preparation of these financial statements are set out below:

8.1. Basis of Preparation

8.1.1. Statement of compliance and basis of preparation

The financial statements have been prepared in accordance with Cash-basis IPSAS financial reporting under the cash basis of Accounting, as prescribed by the PSASB and set out in the accounting policy note below. This cash basis of accounting has been supplemented with accounting for; a) receivables that include imprests and salary advances and b) payables that include deposits and retentions.

The financial statements comply with and conform to the form of presentation prescribed by the PSASB.

The accounting policies adopted have been consistently applied to all the years presented.

8.1.2. Reporting entity

The financial statements are for KCEP-CRAL Programme under National Government of Kenya. The financial statements encompass the reporting entity as specified in the relevant legislation PFM Act 2012 .

8.1.3. Reporting currency

The financial statements are presented in Kenya Shillings (Kshs), which is the functional and reporting currency of the Project and all values are rounded to the nearest Kenya Shilling.

8.2. Significant Accounting Policies

a) Recognition of receipts

The Project recognises all receipts from the various sources when the event occurs and the related cash has actually been received by the Government.

•Transfers from the Exchequer

Transfer from Exchequer is be recognized in the books of accounts when cash is received. Cash is considered as received when payment instruction is issued to the bank and notified to the receiving entity.

•External Assistance

External assistance is received through grants and loans from multilateral and bilateral development partners.

SIGNIFICANT ACCOUNTING POLICIES (Continued)

Donations and grants

Grants and donations shall be recognized in the books of accounts when cash is received. Cash is considered as received when a payment advice is received by the recipient entity or by the beneficiary. In case of grant/donation in kind, such grants are recorded upon receipt of the grant item and upon determination of the value. The date of the transaction is the value date indicated on the payment advice.

Proceeds from borrowing

Borrowing includes Treasury bill, treasury bonds, corporate bonds, sovereign bonds and external loans acquired by the Project or any other debt the Project may take on will be treated on cash basis and recognized as a receipt during the year they were received.

Undrawn external assistance

These are loans and grants at reporting date as specified in a binding agreement and relate to funding for the Project currently under development where conditions have been satisfied or their on-going satisfaction is highly likely and the project is anticipated to continue to completion. An analysis of the Project's undrawn external assistance is shown in the funding summary

- **Other receipts**

These include Appropriation-in-Aid and relates to receipts such as proceeds from disposal of assets and sale of tender documents. These are recognised in the financial statements the time associated cash is received.

b) Recognition of payments

The Project recognises all payments when the event occurs and the related cash has actually been paid out by the Project.

- **Compensation of employees**

Salaries and Wages, Allowances, Statutory Contribution for employees are recognized in the period when the compensation is paid.

- **Use of goods and services**

Goods and services are recognized as payments in the period when the goods/services are consumed and paid for. If not paid for during the period where goods/services are consumed, they shall be disclosed as pending bills.

- **Interest on borrowing**

Borrowing costs that include interest are recognized as payment in the period in which they incurred and paid for.

SIGNIFICANT ACCOUNTING POLICIES (Continued)

- **Repayment of borrowing (principal amount)**

The repayment of principal amount of borrowing is recognized as payment in the period in which the repayment is made. The stock of debt is disclosed as an annexure to the consolidated financial statements.

- **Acquisition of fixed assets**

The payment on acquisition of property plant and equipment items is not capitalized. The cost of acquisition and proceeds from disposal of these items are treated as payments and receipts items respectively. Where an asset is acquired in a non-exchange transaction for nil or nominal consideration and the fair value of the asset can be reliably established, a contra transaction is recorded as receipt and as a payment.

A fixed asset register is maintained by each public entity and a summary provided for purposes of consolidation. This summary is disclosed as an annexure to the consolidated financial statements.

c) In-kind donations

In-kind contributions are donations that are made to the Project in the form of actual goods and/or services rather than in money or cash terms. These donations may include vehicles, equipment or personnel services. Where the financial value received for in-kind contributions can be reliably determined, the Project includes such value in the statement of receipts and payments both as receipts and as payments in equal and opposite amounts; otherwise, the contribution is not recorded.

d) Cash and cash equivalents

Cash and cash equivalents comprise cash on hand and cash at bank, short-term deposits on call and highly liquid investments with an original maturity of three months or less, which are readily convertible to known amounts of cash and are subject to insignificant risk of changes in value. Bank account balances include amounts held at the Central Bank of Kenya and at various commercial banks at the end of the financial year. For the purposes of these financial statements, cash and cash equivalents also include short term cash imprests and advances to authorised public officers and/or institutions which were not surrendered or accounted for at the end of the financial year.

Restriction on cash

Restricted cash represents amounts that are limited restricted from being used to settle a liability for at least twelve months after the reporting period. This cash is limited for direct use as required by stipulation. Amounts maintained in deposit bank accounts are restricted for use in refunding third part deposits

Annual Reports and Financial Statements for the financial year ended 30th June 2018

SIGNIFICANT ACCOUNTING POLICIES (Continued)

e) Accounts receivable

For the purposes of these financial statements, imprests and advances to authorised public officers and/or institutions which were not surrendered or accounted for at the end of the financial year is treated as receivables. This is in recognition of the government practice where the imprest payments are recognized as payments when fully accounted for by the imprest or AIE holders. This is an enhancement to the cash accounting policy. Other accounts receivables are disclosed in the financial statements.

f) Pending bills

Pending bills consist of unpaid liabilities at the end of the financial year arising from contracted goods or services during the year or in past years. As pending bills do not involve the payment of cash in the reporting period, they recorded as 'memorandum' or 'off-balance' items to provide a sense of the overall net cash position of the Project at the end of the year. When the pending bills are finally settled, such payments are included in the statement of receipts and payments in the year in which the payments are made.

g) Budget

The budget is developed on a comparable accounting basis (cash basis), the same accounts classification basis (except for accounts receivable - outstanding imprest and clearance accounts and accounts payable - deposits, which are accounted for on an accrual basis), and for the same period as the financial statements. The Project's budget was approved as required by Law and National Treasury Regulations, as well as by the participating development partners, as detailed in the Government of Kenya Budget Printed Estimates for the year. The Development Projects are budgeted for under the MDAs but receive budgeted funds as transfers and account for them separately. These transfers are recognised as inter-entity transfers and are eliminated upon consolidation.

A high-level assessment of the Project's actual performance against the comparable budget for the financial year/period under review has been included in an annex to these financial statements.

h) Third party payments

Included in the receipts and payments, are payments made on its behalf by to third parties in form of loans and grants. These payments do not constitute cash receipts and payments and are disclosed in the payment to third parties column in the statement of receipts and payments.

During the year Kshs 180,641,646 being Grant disbursements were received in form of direct payments from IFAD under EU grant.

SIGNIFICANT ACCOUNTING POLICIES (Continued)

i) Exchange rate differences

The accounting records are maintained in the functional currency of the primary economic environment in which the Project operates, Kenya Shillings. Transactions in foreign currencies during the year/period are converted into the functional currency using the exchange rates prevailing at the dates of the transactions. Any foreign exchange gains and losses resulting from the settlement of such transactions and from the translation at year-end exchange rates of monetary assets and liabilities denominated in foreign currencies are recognised in the statements of receipts and payments.

j) Comparative figures

Where necessary comparative figures for the previous financial year/period have been amended or reconfigured to conform to the required changes in financial statement presentation.

k) Subsequent events

There have been no events subsequent to the financial year/period end with a significant impact on the financial statements for the year ended June 30, 2018.

l) Errors

Material prior period errors shall be corrected retrospectively in the first set of financial statements authorized for issue after their discovery by: i. restating the comparative amounts for prior period(s) presented in which the error occurred; or ii. If the error occurred before the earliest prior period presented, restating the opening balances of assets, liabilities and net assets/equity for the earliest prior period presented.

Annual Reports and Financial Statements for the financial year ended 30th June 2018

NOTES TO THE FINANCIAL STATEMENTS (Continued)

8.3 RECEIPTS FROM GOVERNMENT OF KENYA

These represent counterpart funding and other receipts from government as follows:

		2017/18	2016/2017	Cumulative-to-date
		KES	KES	KES
	<i>Counterpart funding through Ministry Agric.</i>			
	Counterpart funds Quarter 1		35,000,000	35,000,000
	Counterpart funds Quarter 2	15,250,000	65,000,000	80,250,000
	Counterpart funds Quarter 3	15,250,000	12,500,000	62,750,000
	Counterpart funds Quarter 4	0	12,500,000	12,500,000
	Totals	30,500,000	125,000,000	190,500,000

8.4 PROCEEDS FROM DOMESTIC AND FOREIGN GRANTS

During the 12 months period to 30 June 2018, the programme received funding from development partners in form of grants amounting to Kenya Shillings 657,772,072 as detailed in the table below;

Name of Donor	Date received	Amount received in donor currency	Grants received in cash	Grants received as direct payment*	Grants received in kind	Total amount in Kshs	
			Kshs	Kshs	Kshs	FY 2017/18 Kshs	2016/17 Kshs
Grants Received from Multilateral Donors (International Organisations)							
European Union (EU)	30/10/2017	516,356	63,074,850	0	-	63,074,850	119,718,466
European Union (EU)	30/10/2017	46,5458	0	56,367,000	-	56,367,000	84,037,567
European Union (EU)	15/12/2017	1,019,480	0	124,274,646	-	124,274,646	104,425,684
European Union (EU)	7/2/2018	2,498,806	315,426,030	0	-	315,426,030	25,543,870
ASAP Grant	29/5/208	385,918	38,595,650	0	-	38,595,650	196,334,250
ASAP Grant	12/6/2018	598,424	60,033,896	0	-	60,033,896	41,371,697
Total			477,130,426	180,641,646		657,772,072	571,431,534

N/B

- The donor currency for EU grant is Euro while for ASAP Grant is USD.
- The direct payment grants represent funds transferred to Equity Bank directly by IFAD for e-voucher inputs for farmers in Eastern and Western regions.

Kenya Cereal Enhancement Programme-Climate Resilient Agricultural Livelihoods (KCEP-CRAL)

Annual Reports and Financial Statements for the financial year ended 30th June 2018

NOTES TO THE FINANCIAL STATEMENTS (Continued)

8.5 LOAN FROM EXTERNAL DEVELOPMENT PARTNERS

During the 12 months to 30 June 2018 we received funding from development partners in form of loan negotiated by the National Treasury amounting 231,907,500 donors as detailed in the table below:

Name of Donor	Date received	Amount in loan currency	Loans received in cash	Loans received as direct payment	Total amount in Kshs	
					FY 2017/18	FY 2016/17
		USD	Kshs	Kshs	Kshs	Kshs
Loans Received from Bilateral Donors (Foreign Governments)						
Insert name of foreign Government	-	-	-	-	-	-
Loans Received from Multilateral Donors (International Organizations)						
International Fund for Agricultural Development (IFAD)	30/9/2017	2,250,000	231,907,500	0	231,907,500	50,565,212
International Fund for Agricultural Development (IFAD)				0	0	108,824,174
Total		2,250,000	231,907,500	0	231,907,500	159,389,386

8.6 (A) MISCELLANEOUS RECEIPTS

Particulars	FY 2017/18		Total Receipts	FY 2016/17	Cumulative to-Date
	Receipts controlled by the Entity	Receipts controlled by third parties			
	KES	KES	KES	KES	KES
Revenue received from sale of tender documents	4,000	0	4,000	28,000	42,000
Refund by UNOPS for procurement of Motor vehicles	249,326	0	249,326		249,326
Reversals/Adjustments of bank charges by bank	96,157.15	0	96,157.15	3,850	100,007
Totals	349,483.15	0	349,483.15	31,850	391,333

NOTES TO THE FINANCIAL STATEMENTS (Continued)

8.6 (B) CONTRIBUTIONS IN KIND FROM OTHER FINANCIERS

Financier	FY 2017/18	FY 2016/17	Cumulative
	KES	KES	KES
Equity Bank Ltd	66,504,381	58,103,988	240,469,496
Beneficiary farmers	68,523,481	49,707,472	128,008,751
Totals	135,027,862	107,811,460	368,478,247

8.7 COMPENSATION OF EMPLOYEES

	FY 2017/18			FY 2016/17	Cumulative
	Payments controlled by the Entity	Payments controlled by third parties	Total Payments		
	Kshs	Kshs	Kshs	Kshs	Kshs
Basic salaries of Contractual employees	106,587,622	0	106,587,622	99,402,079	265,886,150
Pension and other social security contributions	0	0	0	0	0
Compulsory national social security schemes	82,800	0	82,800	38,200	121,000
Compulsory national health insurance schemes	737,700	0	737,700	0	737,700
Social benefit schemes outside government	0	0	0	0	0
Other personnel payments	0	0	0	945,000	945,000
Total	107,408,122	0	107,408,122	100,385,279	267,689,850

8.8. PURCHASE OF GOODS AND SERVICES

	FY 2017/18			FY 2016/17	Cumulative to- date
	Payments made by the Entity in Cash	Payments made by third parties	Total Payments		
	KShs	KShs	KShs	KShs	KShs
Utilities, supplies and services	6,992,110	0	6,981,230	5,447,924	19,152,573
Communication, supplies and services	1,063,059	0	1,063,059	1,325,058	3,212,084
Domestic travel and subsistence	86,697,071	0	86,697,071	61,616,129	171,942,586
Foreign travel and subsistence	375,354	0	375,354	0	375,354

Kenya Cereal Enhancement Programme-Climate Resilient Agricultural Livelihoods (KCEP-CRAL)

Annual Reports and Financial Statements for the financial year ended 30th June 2018

Printing, advertising and – information supplies & services	5,108,066	0	5,108,066	5,321,458	13,258,330
Rentals of produced assets	0	0	0	0	0
Training payments	1,898,698	0	1,898,698	2,980,854	6,929,354
Hospitality supplies and services	2,413,177	0	2,413,177	4,087,611	9,232,205
Insurance costs	12,674,726	0	12,674,726	4,799,863	19,619,208
Refined Fuel and lubricants	1,389,273	0	1,389,273	0	1,389,273
General office supplies	1,715,437	0	1,715,437	0	1,715,437
Specialized materials and services	4,777,971	0	4,777,971	11,756,580	19,945,395
Other operating payments	108,981	0	108,981	2,745,278	4,979,474
Routine maintenance – vehicles and other transport equipment	1,484,499	0	1,484,499	1,103,494	3,088,565
Routine maintenance- – other assets	0	0	0	116,620	116,620
Total	126,698,422	0	126,698,422	101,300,869	274,956,458

N/B

Included in the total cost for Maintenance of Motor vehicles is Kshs. 200,000 which was transferred to Toyota Kenya as a guarantee for servicing of Programme Motor vehicles in advance before payment.

8.9. SOCIAL SECURITY BENEFITS

	FY 2017/18			FY 2016/17	Cumulative to- date
	Payments made by the Entity in Cash	Payments made by third parties	Total Payments		
	KShs	KShs	KShs	KShs	KShs
Government pension and retirement benefits	0	0	0	0	0
Social security benefits in cash and in kind	0	0	0	0	0
Employer social benefits in cash and in kind	33,117,299	0	33,117,299	27,417,096	60,534,396
Total	33,117,299	0	33,117,299	27,417,096	60,534,396

NOTES TO THE FINANCIAL STATEMENTS (Continued)

8.10. ACQUISITION OF NON-FINANCIAL ASSETS

	FY 2017/18			FY 2016/17	Cumulative to-date
	Payments made by the Entity in Cash	Payments made by third parties	Total Payments		
	KShs	KShs	KShs	KShs	KShs
Purchase of buildings	0	0	0	0	0
Construction of buildings	0	0	0	0	0
Refurbishment of buildings	971,563	0	0	363,276.60	1,334,839.60
Construction of roads	0	0	0	0	0
Construction of civil works	0	0	0	0	0
Overhaul & refurbishment of construction and civil works	0	0	0	0	0
Purchase of vehicles & other transport equipment	0	0	0	9,747,075	9,747,075
Overhaul of vehicles & other transport equipment	0	0	0	0	0
Purchase of household furniture & institutional equipment	0	0	0	0	0
Purchase of office furniture & general equipment	0	0	0	10,162,804	10,290,804
Purchase of specialised plant, equipment and machinery	0	0	0	0	0
Rehabilitation & renovation of plant, equipment & machinery	0	0	0	0	0
Purchase of certified seeds, breeding stock and live animals	0	0	0	0	0
Research, studies, project preparation, design & supervision	0	0	0	0	0
Rehabilitation of civil works	0	0	0	0	0
Acquisition of strategic stocks	0	0	0	0	0
Acquisition of land	0	0	0	0	0
Acquisition of other intangible assets	0	0	0	0	0
Total	<u>971,563</u>	<u>0</u>	<u>0</u>	<u>20,273,155.6</u>	<u>21,372,718.60</u>

8.11. TRANSFERS TO OTHER GOVERNMENT ENTITIES

During the 12 months to 30 June 2018, the Programme transferred Kshs. 26,309,675 to various Programme implementing Counties as tabulated below;

	FY 2017/18			FY 2016/17	Cumulative to-date
	Payments made by the Entity in Cash	Payments made by third parties	Total Payments		
	KShs	KShs	KShs	KShs	KShs
Kilifi	2,795,854	0	2,795,854	0	2,795,854
Kwale	4,828,316	0	4,828,316	0	4,828,316
Taita-Taveta	2,082,450	0	2,082,450	0	2,082,450
Makueni	3,652,479	0	3,652,479	0	3,652,479
Machakos	2,260,574	0	2,260,574	0	2,260,574
Embu	4,344,496	0	4,344,496	0	4,344,496
Kitui	4,011,106	0	4,011,106	0	4,011,106
Tharaka Nithi	2,334,400	0	2,334,400	0	2,334,400
Total	<u>26,309,675</u>	<u>0</u>	<u>26,309,675</u>	<u>0</u>	<u>26,309,675</u>

N/B

The actual expenditures incurred during the year by the Counties have been captured under the respective categories. The balances of funds in each County have also been included in the Programme cash balance as at 30th June 2018.

8.12. OTHER GRANTS AND TRANSFERS AND PAYMENTS

During the financial year, the Programme transferred Kshs.376, 560,734.50 to various Programme implementing partners as tabulated below;

	FY 2017/18			FY 2016/17	Cumulative to-date
	Payments made by the Entity in Cash	Payments made by third parties	Total Payments		
	KShs	KShs	KShs	KShs	KShs
Equity Bank Ltd	83,393,245	180,641,646	264,034,891	327,947,478	696,463,021
Equity Group Foundation	0	0	0	5,025,856	14,799,912
AGMARK	0	0	0	22,300,000	25,300,000
KALRO	8,955,620	0	8,955,620	36,959,980	54,915,600
EAGC	36,287,936	0	36,287,936	0	36,287,936
CETRAD	38,000,000	0	38,000,000	0	38,000,000
KMD	29,282,287.50	0	29,282,287.50	0	29,282,288
Total	<u>195,919,088.5</u>	<u>180,641,646</u>	<u>376,560,734.5</u>	<u>392,233,314</u>	<u>895,048,757</u>

Annual Reports and Financial Statements for the financial year ended 30th June 2018

NOTES TO THE FINANCIAL STATEMENTS (Continued)

The balance of funds with the partners as at 30th June 2018 amounted to Kshs 70,844,420.97 as tabulated below;

Partner	Cumulative Transfer as at 30 th June 2018	Cumulative Payments as at 30 th June 2018	Balance as at 30 th June 2018
Equity Bank Ltd	696,463,021	691,815,822.70	4,647,198.30
Equity Group Foundation	14,799,912	14,799,912	0
AGMARK	25,300,000	25,300,000	0
KALRO	54,915,600	54,915,600	0
EAGC	36,287,936	35,343,321.33	944,614.67
CETRAD	38,000,000	2,029,680	35,970,320
KMD	29,282,288	0	29,282,288
	895,048,757	824,204,336.03	70,844,420.97

8.13 CASH AND CASH EQUIVALENTS C/FWD

	2017/18	2016/17
	Kshs	Kshs
Bank accounts (Note 8.13A)	489,935,347	214,472,332
Cash in hand (Note 8.13B)	309,900	-
Cash equivalents (short-term deposits) (Note 8.13C)	-	-
Outstanding imprests and advances (Note 8.13D)	-	0
Total	490,245,247	214,472,332

The project has 15 project accounts spread within the project implementation area and 3 foreign currency designated accounts managed by the National Treasury as listed below:

8.13 A Bank Accounts

	2017/18	2016/17
<u>Foreign Currency Accounts</u>	USD/EURO	EURO
	Euro. 116,536	Euro. 74
	\$1,685,330.53	\$2,448,975
	\$26	\$26
	Kshs	Kshs
	207,798,097.46	49,804,345
	5,250,070.20	3,569,556
	4,972,657.10	2,659,936
	237,517,173.36	113,524,903
	9,904,848.5	41,371,697
	6,998,457.00	59,674
	6,174,134.00	3,482,221

Kenya Cereal Enhancement Programme-Climate Resilient Agricultural Livelihoods (KCEP-CRAL)

Annual Reports and Financial Statements for the financial year ended 30th June 2018

			769,607.25	0
			827,775.00	0
			2,891,423	0
			1,954,354.42	0
			2,027,746.25	0
			1,115,125.00	0
			1,376,504.00	0
			357,374.00	0
	Total local currency balances		489,935,346.54	214,472,332

Special Deposit Accounts

The balances in the Project's Special Deposit Account(s) as at 30th June 2018 are not included in the Statement of Financial Assets since they are below the line items and are yet to be drawn into the Exchequer Account as a voted provision.

Below is the Special Deposit Account (SDA) movement schedule which shows the flow of funds that were voted in the year. These funds have been reported as loans/grants received in the year under the Statement of Receipts and Payments.

Special Deposit Accounts Movement Schedule

	2017/18(Euro)	2016/17(Euro)
(i) A/C Name [REDACTED]		
Opening balance	74	74
Total amount deposited in the account	3,131,624.42	1,211,291
Total amount withdrawn (as per Statement of Receipts & Payments)	3,015,162.38	1,211,291
Closing balance (as per SDA bank account reconciliation attached)	<u>116,536</u>	<u>74</u>
(ii) A/c Name [REDACTED]	USD	USD
Opening balance (as per the SDA reconciliation)	2,448,975	0
Total amount deposited in the account	1,486,355.53	3,999,945
Total amount withdrawn (as per Statement of Receipts & Payments)	2,250,000	1,550,970
Closing balance (as per SDA bank account reconciliation attached)	<u>1,685,330.53</u>	<u>2,448,975</u>
(ii) A/c Name [REDACTED]	USD	USD
Opening balance (as per the SDA reconciliation)	26	0
Total amount deposited in the account	984,341.86	401,576
Total amount withdrawn (as per Statement of Receipts & Payments)	<u>984,341.86</u>	<u>401,550</u>
Closing balance (as per SDA bank account reconciliation attached)	<u>26</u>	<u>26</u>

8.13. B Cash In Hand

As at 30th June 2018, the Programme had cash at hand amounting to Kshs. 309,900

	2017/18	2016/17
	Kshs	Kshs
Makueni County	309,900	0
Other locations (<i>specify</i>)	0	0
Total cash balances	309,900	0

Annual Reports and Financial Statements for the financial year ended 30th June 2018

NOTES TO THE FINANCIAL STATEMENTS (Continued)

8.13. C Cash equivalents (short-term deposits)

As at 30th June 2018, there were no short term deposits

	2017/18	2016/17
	Kshs	Kshs
Kenya Commercial Bank [A/C No.....]	0	0
Co-Operative Bank of Kenya [A/C No.....]	0	0
Others (<i>Specify</i>)	0	0
	0	0
Total	0	0

8.14. Outstanding Imprests and advances

As at 30th June 2018, there were no outstanding imprests and advances.

	<i>Name of Officer or Institution</i>	<i>Amount Taken</i>	<i>Due Date of Surrender</i>	<i>Amount Surrendered</i>	<i>Balance 2016</i>
	TOTAL				

8.15 FUND BALANCE BROUGHT FORWARD

	2017/18	2016/17
	KShs	KShs
Bank accounts	214,472,332	135,651
Cash in hand	0	0
Cash equivalents (short-term deposits)	0	0
Outstanding imprests and advances	0	0
Total	214,472,332	135,651

8.16 PRIOR YEAR ADJUSTMENT

	2017/18	2016/17
	Kshs	Kshs
Bank accounts	0	0
Cash in hand	0	0
Cash equivalents (short-term deposits)	0	0
Receivables - Outstanding Imprests	0	0
	0	0
Total	0	0

Kenya Cereal Enhancement Programme-Climate Resilient Agricultural Livelihoods (KCEP-CRAL)

Annual Reports and Financial Statements for the financial year ended 30th June 2018

9. OTHER IMPORTANT DISCLOSURES

9.1 PENDING ACCOUNTS PAYABLE (See Annex 2A)

	2017/18	2016/17
	KShs	KShs
Construction of buildings	0	0
Construction of civil works	0	0
Supply of goods	0	0
Supply of services	6,277,894	3,360,243
	<u>6,277,894</u>	<u>3,360,243</u>

9.2 PENDING STAFF PAYABLES (See Annex 2B)

	2017/18	2016/17
	KShs	KShs
Permanent employees - management	57,270	97,800
Permanent employees - others	0	0
Temporary employees	0	0
Others (<i>specify</i>)	0	0
Total	<u>57,270</u>	<u>97,800</u>

9.3 OTHER PENDING PAYABLES (See Annex 2C)

There were no other pending payables as at 30th June 2018.

	2017/18	2016/17
	KShs	KShs
Amounts due to National Government entities	0	0
Amounts due to County Government entities	0	0
Amounts due to third parties	0	0
Others (<i>specify</i>)	0	0
Total	<u>0</u>	<u>0</u>

10. PROGRESS ON FOLLOW UP OF AUDITOR RECOMMENDATIONS

The following is the summary of issues raised by the external auditor, and management comments that were provided to the auditor. We have nominated focal persons to resolve the various issues as shown below with the associated time frame within which we expect the issues to be resolved.

Reference No. on the external audit Report	Issue / Observations from Auditor	Management comments	Focal person to resolve the issue (Name and designation)	Status: (Resolved / Not Resolved)	Timeframe: (Put a date when you expect the issue to be resolved)

Guidance Notes:

- (i) Use the same reference numbers as contained in the external audit report;
- (ii) Obtain the "Issue/Observation" and "management comments", required above, from final external audit report that is signed by Management;
- (iii) Before approving the report, discuss the timeframe with the appointed Focal Point persons within your entity responsible for implementation of each issue;
- (iv) Indicate the status of "Resolved" or "Not Resolved" by the date of submitting this report to National Treasury.


Principal Secretary

Date


Senior Programme Coordinator

Date

Kenya Cereal Enhancement Programme-Climate Resilient Agricultural Livelihoods (KCEP-CRAL)

Annual Reports and Financial Statements for the financial year ended 30th June 2018

ANNEXES

ANNEX 1 - VARIANCE EXPLANATIONS - COMPARATIVE BUDGET AND ACTUAL AMOUNTS

	Final Budget	Actual on Comparable Basis	Budget Utilization Difference	% of utilization	Comments on Variance
	a	b	c=a-b	d=c/a %	
RECEIPTS DURING THE YEAR/PERIOD					
Cash Balance B/F	-	-			
Government of Kenya	30,500,000	30,500,000	0	0%	All the funds in the final budget were received
External financing	1,003,640,900	889,679,572	113,961,328	11%	Most of the funds were received as projected
Miscellaneous receipts	0	349,483	(349,483)	-	These were mainly reversal of bank charges which had been previously expensed
Total receipts	1,034,140,900	920,529,055	113,611,845	89%	
PAYMENTS DURING THE YEAR/PERIOD					
Compensation of employees	145,015,200	107,408,122	(37,607,078)	74%	Two Programme staff left during the reporting period
Purchase of goods and services	160,651,600	126,698,421	(33,953,179)	79%	
Social Security benefits	40,000,000	33,117,299	(6,882,701)	83%	
Acquisition of non-financial assets	142,142,300	971,563	(141,170,737)	1%	Delay in in Procurement process of various items
Other grants and transfers and payments	546,331,800	376,560,735	(169,771,066)	69%	Delay in signing of Subsidiary Agreements with implementing partners and Counties
Total payments	1,034,140,900	644,756,140	(389,384,760)	62%	

Annual Reports and Financial Statements for the financial year ended 30th June 2018

ANNEX 2 A - ANALYSIS OF PENDING BILLS

Supplier of Goods or Services	Original Amount	Date Contracted	Amount Paid To-Date	Outstanding Balance 2018	Outstanding Balance 2017	Comments
	a	b	c	d=a-c		
Supply of services						
EBL/KRA	1,516,500.00	6/27/18	0	1,516,500.00	0	Paid in July 2018
Pension NT	223,238.00	6/27/18	0	223,238.00	0	Paid in July 2018
	35,000.00	6/27/18	0	35,000.00	0	Paid in July 2018
	30,000.00	6/27/18	0	30,000.00	0	Paid in July 2018
	6,600.00	6/27/18	0	6,600.00	0	Paid in July 2018
	365,549.00	6/27/18	0	365,549.00	0	Paid in July 2018
	42,100.00	6/27/18	0	42,100.00	0	Paid in July 2018
	4,800.00	6/27/18	0	4,800.00	0	Paid in July 2018
	16,000.00	6/27/18	0	16,000.00	0	Paid in July 2018
	37,760.00	30/6/18	0	37,760.00	0	Paid in July 2018
	236,640.00	30/6/18	0	236,640.00	0	Paid in July 2018
	41,412.00	30/6/18	0	41,412.00	0	Paid in July 2018
	20,155.00	30/6/18	0	20,155.00	0	Paid in July 2018
	195,000	30/6/18	0	195,000	0	Paid in July 2018
	751,134.00	30/6/18	0	751,134.00	0	Paid in July 2018
	114,910.00	30/6/18	0	114,910.00	0	Paid in July 2018
	29,209.00	30/6/18	0	29,209.00	0	Paid in July 2018
	40,000.00	30/6/18	0	40,000.00	0	Paid in July 2018
	10,000.00	30/6/18	0	10,000.00	0	Paid in July 2018
NHIF	18,100.00	30/6/18	0	18,100.00	0	Paid in July 2018
NSSF	2,000.00	30/6/18	0	2,000.00	0	Paid in July 2018
	51,904.00	30/6/18	0	51,904.00	0	Paid in July 2018
EAGC	503,000.00	30/6/18	0	503,000.00	0	Paid in July 2018
SPC-Salary-NRM	250,383.00	30/6/18	0	250,383.00	0	Paid in July 2018
AIRC	70,000.00	30/6/18	0	70,000.00	0	Paid in July 2018
Sub-Total	4,611,394			4,611,394		

Kenya Cereal Enhancement Programme-Climate Resilient Agricultural Livelihoods (KCEP-CRAL)

Annual Reports and Financial Statements for the financial year ended 30th June 2018

ANNEX 2 A - ANALYSIS OF PENDING BILLS

Supplier of Goods or Services	Original Amount	Date Contracted	Amount Paid To-Date	Outstanding Balance 2018	Outstanding Balance 2017	Comments
	a	b	c	d=a-c		
supply of services						
Embu Water & Sanit	4,000.00	27/6/18	0	4,000.00	0	Paid in July 2018
Day Break garage	23,000.00	29/6/18	0	23,000.00	0	Paid in July 2018
Postal corporation	10,960.00	6/29/18	0	10,960.00	0	Paid in July 2018
Postal corporation	26,540.00	6/29/18	0	26,540.00	0	Paid in July 2018
	211,102.00	6/29/18	0	211,102.00	0	Paid in July 2018
	69,000.00	30/6 /18	0	69,000.00	0	Paid in July 2018
	107,450.00	30/6 /18	0	107,450.00	0	Paid in July 2018
	171,680.00	30/6 /18	0	171,680.00	0	Paid in July 2018
	53,970.00	30/6/18	0	53,970.00	0	Paid in July 2018
	60,200.00	30/6/18	0	60,200.00	0	Paid in July 2018
	151,405.00	30/6/18	0	151,405.00	0	Paid in July 2018
	46,880.00	30/6/18	0	46,880.00	0	Paid in July 2018
	36,020.00	6/25/18	0	36,020.00	0	Paid in July 2018
	3,263.00	27/6/18	0	3,263.00	0	Paid in July 2018
	93,000.00	29/6/18	0	93,000.00	0	Paid in July 2018
	118,200.00	6/29/18	0	118,200.00	0	Paid in July 2018
	50,048.00	6/29/18	0	50,048.00	0	Paid in July 2018
	32,994.00	6/29/18	0	32,994.00	0	Paid in July 2018
	30,000.00	6/29/18	0	30,000.00	0	Paid in July 2018
	109,510	6/29/18	0	109,510	0	Paid in July 2018
	33,000	6/29/18	0	33,000	0	Paid in July 2018
	18,750	6/29/18	0	18,750	0	Paid in July 2018
	26,558	6/29/18	0	26,558	0	Paid in July 2018
	70,000	6/29/18	0	70,000	0	Paid in July 2018
	108,970	6/29/18		108,970	0	Paid in July 2018
Sub-Total	1,666,500			1,666,500		
Grand Total	6,277,894			6,277,894		

Kenya Cereal Enhancement Programme-Climate Resilient Agricultural Livelihoods (KCEP-CRAL)

Annual Reports and Financial Statements for the financial year ended 30th June 2018

ANNEX 2B - ANALYSIS OF PENDING STAFF BILLS

Name of Staff	Job Group	Original Amount	Date Payable Contracted	Amount Paid To-Date	Outstanding Balance 2017/18	Outstanding Balance 2016/17	Comments
		a	b	c	d=a-c		
Permanent Employees - Management							
Sub-Total							
Permanent Employees - Others							
	R	4,870.00	6/27/18	0	4,870	0	Paid in July 2018
SPC-Staff Allowance		52,400.00	6/14/18		52,400		Paid in July 2018
						0	
Sub-Total		57,270			57,270		
Others							
Sub-Total							
Grand Total							

Kenya Cereal Enhancement Programme-Climate Resilient Agricultural Livelihoods (KCEP-CRAL)

Annual Reports and Financial Statements for the financial year ended 30th June 2018

ANNEX 3

SUMMARY OF FIXED ASSETS REGISTER

Asset class	Opening Cost (KShs) 2017/18	*Purchases/Ad ditions in the Year (KShs) 2017/18	**Disposals in the Year (KShs) 2017/18	Closing Cost (KShs) 2018
	(a)	(b)	(c)	(d)= (a)+ (b)- (c)
Land	0	0	0	0
Buildings and structures	410,777	0	0	410,777
Transport equipment	9,747,075	0	0	9,747,075
Office equipment, furniture and fittings	3,314,589	0	0	3,314,589
ICT Equipment, Software and Other ICT Assets	6,936,715	0	0	6,936,715
Other Machinery and Equipment	0	0	0	0
Heritage and cultural assets	0	0	0	0
Intangible assets	0	0	0	0
Total	20,409,156	0	0	20,409,156

SUMMARY OF EXPENDITURE PER DONOR COMPONENTS AND CATEGORIES

CUMMULATIVE EXPENDITURE PER DONOR CATEGORIES						
PROGRAMME CATEGORY	EU GRANT (USD)	IFAD LOAN	ASAP GRANT	GOK	Others(FI and Beneficiaries)	TOTAL CUMMULATIVE EXP. USD
WORKS	0	0	0		0	0
EQUIPMENTS & MATERIALS	169,625	0	256,585	31,666	0	457,877
CONSULTANCIES	1,559,690	876,573	437,568	9,192	0	2,883,024
GRANTS & SUBSIDIES	7,457,005	0	0	228,963	3,719,454	11,405,422
SALARIES & ALLOWANCES	2,836,494	673,993	0	53,212	0	3,563,700
OPERATING EXPENSES	226,669	157,684	0	275,405	0	659,759
TOTALS	12,249,483	1,708,250	694,153	598,438	3,719,454	18,969,782

CUMMULATIVE EXPENDITURE PER DONOR COMPONENTS						
PROGRAMME CATEGORY	EU GRANT (USD)	IFAD LOAN	ASAP GRANT	GOK	Others(FI and Beneficiaries)	TOTAL CUMMULATIVE EXP. USD
PREPARATORY ACTIVITIES/ IMPLEMENTATION SUPPORT AND CAPACITY-BUILDING AT COUNTY-LEVEL	102,515	151,954		4,049	0	258,518
CAPACITY BUILDING FOR CLIMATE-RESILIENT PRODUCTIVITY ENHANCEMENT AND NRM	1,262,838	0	694,154	18,129	0	1,975,121
POST-PRODUCTION MANAGEMENT AND MARKET LINKAGES	73,353	402,647		0	0	476,000
FINANCIAL SERVICES	6,938,421	6,341		214,482	3,719,454	10,878,698
PROGRAMME MANAGEMENT	3,872,356	1,147,309		361,781		5,381,446
TOTALS	12,249,483	1,708,251	694,154	598,441	3,719,454	18,969,783

Kenya Cereal Enhancement Programme-Climate Resilient Agricultural Livelihoods (KCEP-CRAL)

Annual Reports and Financial Statements for the financial year ended 30th June 2018

SUMMARY OF WITHDRAWAL APPLICATIONS 2017/2018

DONOR	WA NO	PERIOD	AMOUNT
EU Grant	WA 18	July-Dec 2017	Euro. 516,350
EU Grant	WA 19	Jan-March 2018	Euro.1,552,497
EU Grant	WA 20	April-June 2018	Euro. 263,288
IFAD Loan	WA 4	July-Sept 2017	USD.431,178
IFAD Loan	WA 5	Oct-Dec 2017	USD. 228,498
IFAD Loan	WA 6	Jan-March 2018	USD.484,391
IFAD Loan	WA 7	April-June 2018	USD.221,796
ASAP Grant	WA 2	July-Dec 2017	USD. 385,918
ASAP Grant	WA 4	Jan-June 2018	USD.308,236

ANNEX 6: TRIAL BALANCE FOR THE YEAR ENDED 30TH JUNE 2018

ITEM DESCRIPTION	DR	CR
	Kshs	Kshs
Fund balances B/F		214,472,332
Proceeds from domestic and foreign Grants		657,772,072
Loans from External development Partners		231,907,500
Transfer from Government Entities		30,500,000
Miscellaneous Receipt		349,483.00
Compensation to employees	107,408,122.00	
Social security benefits	33,117,299.00	
Utilities, supplies and services	6,981,230.00	
Communication, supplies and services	1,073,939.00	
Domestic travel and subsistence	86,697,071.00	
Foreign Travel	375,354.00	
Printing, advertising and - information supplies & services	5,108,066.00	
Training expenses	1,898,698.00	
Hospitality supplies and services	2,413,177.00	
Insurance costs	12,674,725.50	
Fuel and lubricants	1,389,273.00	
Specialised materials and services	4,777,971.00	
General office	1,715,437.00	
Other operating expenses	108,981	
Routine maintenance - vehicles and other transport Equipment	1,484,499.00	
Acquisition of Fixed assets	971,563.00	
Transfer to partners	376,560,735	
Bank balances as at 30 th June 2017	489,935,347	
Cash balance as at 30th June 2018	309,900.00	
TOTALS	1,135,001,387.50	1,135,001,387.50

EQUITY BANK



EBKL/151/OPS/07-2018/54309403116

Ref No: MOALF/KCEP-CRAL/H/1/18/Vol.I (19)

Kenya Cereal Enhancement Programme

P.O. Box 30028-00100

Nairobi, Kenya.

REF; CONFIRMATION OF BANK BALANCE- KENYA CEREAL ENHANCEMENT PROGRAMME

The above subject matter refers.

I write to confirm that your account's position as at year ending 30th June 2018 in our books was as given below;

ACCOUNT NAME		ACCOUNT BALANCE AS AT 30-06-2018
KENYA CEREAL ENHANCEMENT PROGRAMME		Kes 5,250,070.20 Cr
KENYA CEREAL ENHANCEMENT PROGRAMME		Kes 4,972,657.10 Cr
KENYA CEREAL ENHANCEMENT PROGRAMME		Kes 207,798,097.46 Cr

Yours faithfully,

For and on behalf of Equity Bank (K) Limited



SA
Phase 1
SHT
7/7/18

MANAGER'S SIGNATURE.....

DATE 3 07 2018

EQUITY BANK (KENYA) LIMITED: Equity Centre, Hospital Road, Upper Hill, P.O. Box 75104-00200 Nairobi, Tel: +254 763 026 000, Contact Centre: +254 763 063 000

Fax: +254 020-2711439, E-mail: info@equitybank.co.ke, Web: www.ke.equitybankgroup.com, @KeEquitybank KeEquitybank

Directors: Peter Munga - Chairman, James Mwangi, Julius Kipng'etich, Dennis Aliunga, Fredrick Muchoki, David Ansell*, Shem Mgoti-Adhola, Julius Muiia, Isaac Mwachara, Tem tope Lawan** (alternate to Dennis Aliunga),

British* American**

Equity Bank (Kenya) Limited is regulated by The Central Bank of Kenya



The Co-operative Bank of Kenya
Westlands Branch
P.O Box 66589-00800
Tel: 020-2664328/ 2664329
Mobile: 0713 600993, 0735 600528
Fax: 020-2603635
Nairobi
Email: westlandsbr@co-opbank.co.ke
Website: www.co-opbank.co.ke

02 July 2018

KENYA CEREAL ENHANCEMENT PROGRAMME(KCEP-CRAL)

P. O. BOX 30028-00100

NAIROBI

Dear Sir/Madam,

RE: CERTIFICATE OF BALANCE AS AT 30/06/2018

We acknowledge receipt of your letter dated 26th June 2018.

The bank balance as at 30th June 2018 are as follows;

ACCOUNT TITLE	AMOUNT
KCEP-CRAL LOAN ACCOUNTS	KES 237,524,553.36
KCEP-CRAL LOAN ACCOUNTS	KES 6,174,134.00
KCEP-CRAL LOAN ACCOUNTS	KES 6,998,457.00
KCEP-CRAL GRANT ACCOUNTS	KES 9,904,848.50
KCEP-CRAL GRANT ACCOUNTS	KES 0.00
KCEP-CRAL GRANT ACCOUNTS	KES 0.00

Yours Faithfully,

VICTOR OLANDO
EXECUTIVE RELATIONSHIP MANAGER

SA
please note
encl file
3/7/18

Directors S C. Muchiri (Chairman), J. Riungu (Vice Chairman), Dr. Gideon Muriuki (Managing Director & CEO), J. Sitienei, Benedict Simiyu, M. Malonza, W. Ongoro, R. Kimanthi, Wanyambura Mwambia, Rose Simani (Mrs), John Murugu, Lawrence Karissa

Statement Date 05-Jul-18
Statement Period 01-Jun-18 to 30-Jun-18
Page Page 1 of 1

Branch KILIFI BRANCH
Branch Code 00011108
Contact Details
Tel

Currency KES

TRANS DATE	DETAILS	CHANNEL ID	VALUE DATE	DEBIT	CREDIT	BOOK BALANCE
01-Jun-18	Brought forward Balance					1,101,365.25 CR
19-Jun-18	CHEQUE NO: 14 NASSIR ATHMAN LALI 4177919740	BPWR	19-Jun-18	96,100.00		1,005,265.25 CR
21-Jun-18	CHQ NUMBER 000018	BVR	21-Jun-18	143,708.00		861,557.25 CR
21-Jun-18	CHQ NUMBER 000018	BVR	21-Jun-18	102,800.00		758,757.25 CR
30-Jun-18	818130132022 benjamin chir POSAG019588 CASH DEPOSIT TO ACCOUNT>NAIROBI KE	ATM	30-Jun-18		4,600.00	763,357.25 CR
30-Jun-18	818130132300 wycliff kombo POSAG019588 CASH DEPOSIT TO ACCOUNT>NAIROBI KE	ATM	30-Jun-18		1,000.00	764,357.25 CR
30-Jun-18	818130132458 nassir athman POSAG019588 CASH DEPOSIT TO ACCOUNT>NAIROBI KE	ATM	30-Jun-18		4,750.00	769,107.25 CR
30-Jun-18	818130132849 jonathan mitsale POSAG019588 CASH DEPOSIT TO ACCOUNT>NAIROBI KE	ATM	30-Jun-18		200.00	769,307.25 CR
	TOTAL VALUE			342,308.00	10,550.00	
CLEAR BALANCE AS ON 05-Jul-18						769,607.25 CR
BOOK BALANCE AS ON 05-Jul-18						769,607.25 CR
						"End of Statement"

OVERDRAFT FACILITY DETAILS :

Overdraft Limit KES 0.00
Overdraft Review Date 18-Jan-19

Kindly examine this statement immediately. Any discrepancies must be reported to the Bank as soon as possible. Please note that the balance reflected could change if there are transactions that still need to be processed.

FORM No. A 51

CERTIFICATE OF BALANCE

Branch.....KILIFI..... Date.....06/07/2018.....

We hereby certify that the balance Standing to the Credit / Debit of

(Title of A/C)KLEP- CBAL.....ACCOUNT - KILIFI.....

In the books of this Branch as at ...30/06/2018.....

Amount to Kshs769,607.25.....

Amount in words: ...SEVEN HUNDRED SIXTY NINE.....

THOUSAND SIX HUNDRED AND SEVEN.....

AND TWENTY FIVE CENTS ONLY.....

Per Pro, THE CO-OPERATIVE BANK OF KENYA LTD.
KILIFI BRANCH

.....
Manager
.....
Authorised Signatory

Personal Current Account Statement

TRANS DATE	DETAILS	CHANNEL ID	VALUE DATE	DEBIT	CREDIT	BOOK BALANCE
01-Jun-18	Brought forward Balance					1,791,950.25 CR
13-Jun-18	CHEQUE NO: 1 GODFREY BABU 26742934 4122279700	BPWR	13-Jun-18	438,200.00		1,355,750.25 CR
21-Jun-18	CHEQUE NO: 3 DORIS NDUNGE-7272882 4122279700	BPWR	21-Jun-18	25,145.00		1,330,605.25 CR
21-Jun-18	CHEQUE NO: 3 DORIS NDUNGE-7272882 4122279700	BPWR	21-Jun-18		25,145.00	1,355,750.25 CR
21-Jun-18	CHEQUE NO: 3 DORIS NDUNGE-7272882 4122279700	BPWR	21-Jun-18	251,450.00		1,104,300.25 CR
22-Jun-18	CHQ NUMBER 000002	SVR	22-Jun-18	63,000.00		1,041,300.25 CR
28-Jun-18	CHEQUE NO: 5 GODFREY BABU-26742934 4122279700	BPWR	28-Jun-18	213,525.00		827,775.25 CR
03-Jul-18	CHQ NUMBER 000006	SVR	03-Jul-18	33,000.00		794,775.25 CR
	TOTAL VALUE			1,022,320.00	25,145.00	
CLEAR BALANCE AS ON 09-Jul-18						794,775.25 CR
BOOK BALANCE AS ON 09-Jul-18						794,775.25 CR
						"End of Statement"

OVERDRAFT FACILITY DETAILS :

Overdraft Limit KES 0.00
Overdraft Review Date 07-Feb-19

Kindly examine this statement immediately. Any discrepancies must be reported to the Bank as soon as possible. Please note that the balance reflected could change if there are transactions that still need to be processed.

CERTIFICATE OF BALANCE

Branch.....Y01..... Date.....14/07/2018.....

We hereby certify that the balance Standing to the Credit / Debit of

In the books of this Branch as at30/06/2018.....

Amount to Kshs.....827775.25.....

Amount in words:EIGHT HUNDRED AND TWENTY SEVEN

THOUSAND SEVEN HUNDRED AND SEVENTY FIVE

CENTS TWENTY FIVE ONLY.....


Authorized Signatory

Operations Manager
THE CO-OPERATIVE BANK OF KENYA LTD
Y01 BRANCH

Co-op Bank (K) Ltd. Press

TRANS DATE	DETAILS	TRANSACTION AT	VALUE DATE	WITHDRAWAL	DEPOSIT	BOOK BALANCE
01-Jun-18	Brought forward Balance					2,911,423.00 CR
12-Jun-18	CHQ NUMBER 000025	SVR	12-Jun-18	54,600.00		2,856,823.00 CR
12-Jun-18	CHQ NUMBER 000024	SVR	12-Jun-18	16,000.00		2,836,823.00 CR
16-Jun-18	818718111383 Mwayi; POSAG18036 CASH DEPOSIT TO ACCOUNT>NAIROBI KE	ATM	16-Jun-18		69,600.00	2,906,423.00 CR
26-Jun-18	CHQ NUMBER 000027	SVR	26-Jun-18	17,000.00		2,881,423.00 CR
	TOTAL VALUE			87,600.00	69,600.00	
BOOK BALANCE AS AT 01-Jul-18						2,881,423.00 CR
UNCLEARED BALANCE AS AT 01-Jul-18						0.00 CR
"End of Statement"						

Failing receipt by the Bank within 15 Days from the day of dispatch of this statement with notice of disagreement with any of the entries, will be assumed to be correct. Any communication intimating disagreement with the statement should be addressed to Manager and marked PRIVATE AND CONFIDENTIAL



Page 1 of 1
Date: 19-Feb-19
Page: 1 of 1

KEEP CREDIT



TRANS DATE	DETAILS	CHANNEL ID	VALUE DATE	DEBIT	CREDIT	BOOK BALANCE
01-Jun-18	Brought forward Balance					1 954,354 42 CR 0 00
TOTAL BOOK BALANCE 19-Feb-19 BOOK BALANCE 19-Feb-19						1 293 769 42 CR "End of Statement"

OVERDRAFT FACILITY DETAILS :

Overdraft Limit RES 0 00
Overdraft Review Date 19-Feb-19

CERTIFICATE OF BALANCE

Branch.....KITUI..... Date.....03/07/2018.

We hereby certify that the balance Standing to the Credit / Debit of

(Title of A/C).....KCEP CRAL KITUI.

In the books of this Branch as at.....30/06/2018.

Amount to Kshs.....1954 354.42 (CR)

Amount in words.....One Million Nine hundred
fifty four thousand three hundred
fifty four Cents forty two only.

Per P


.....Manager
Authorised Signatory

CERTIFICATE OF BALANCE

Branch..... UKVINDA Date..... 12/07/2018

We hereby certify that the balance Standing to the Credit / Debit of

(Title of A/C)..... KCEP CASH ACCOUNT KSH 126In the books of this Branch as at 30/06/2018Amount to Kshs 2,891,423Amount in words Two Million, Eight hundred
ninety one thousand four hundred
twenty three onlyPer Pro, THE CO-OPERATIVE BANK OF KENYA LTD
UKVINDA BRANCH
Manager
Authorized Signatory

Statement Date 08-Jul-18
Statement Period 01-Jun-18 to 08-Jul-18
Page Page 1 of 2

KCEP CRAL EMBU

Branch EMBU BRANCH
Branch Code 00011023
Contact Details
Tel

TRANS DATE	DETAILS	CHANNEL ID	VALUE DATE	DEBIT	CREDIT	BOOK BALANCE
01-Jun-18	Brought forward Balance					2,437,346.25 CR
19-Jun-18	CHEQUE NO: 25 KOSILA AUTO MOTOR GARAGE 4173092800	BPWR	19-Jun-18	117,700.00		2,319,646.25 CR
25-Jun-18	CHEQUE NO: 28 JUDITH KATUMO 4173092800	BPWR	25-Jun-18	85,700.00		2,233,946.25 CR
30-Jun-18	CHEQUE NO: 29 JULIUS GIKONYO GACHAGO 4173092800	BPWR	30-Jun-18	41,800.00		2,192,146.25 CR
30-Jun-18	CHEQUE NO: 33 PAUK KIIGE 4173092800	BPWR	30-Jun-18	73,850.00		2,118,296.25 CR
30-Jun-18	CHEQUE NO: 36 BONIFACE K NJERU 4173092800	BPWR	30-Jun-18	14,850.00		2,103,446.25 CR
30-Jun-18	CHEQUE NO: 32 TRUPHENA WAMBETI NYAGA 4173092800	BPWR	30-Jun-18	13,770.00		2,089,676.25 CR
30-Jun-18	CHEQUE NO: 30 MORRIS T M HENRY 4173092800	BPWR	30-Jun-18	12,800.00		2,076,876.25 CR
30-Jun-18	CHEQUE NO: 48 JUDITH KATUMO 4173092800	BPWR	30-Jun-18	20,380.00		2,056,496.25 CR
30-Jun-18	CHEQUE NO: 47 JUDITH WAFULA 4173092800	BPWR	30-Jun-18	29,000.00		2,027,496.25 CR
02-Jul-18	CHEQUE NO 42 EMBU WATER SERVICES 4173092800	BPWR	02-Jul-18	10,000.00		2,017,496.25 CR
03-Jul-18	CHQ NUMBER 000044	SVR	03-Jul-18	33,850.00		1,984,046.25 CR
03-Jul-18	CHQ NUMBER 000049	SVR	03-Jul-18	31,300.00		1,952,746.25 CR
03-Jul-18	CHQ NUMBER 000048	SVR	03-Jul-18	4,750.00		1,948,046.25 CR
04-Jul-18	CHQ NUMBER 000034	SVR	04-Jul-18	20,000.00		1,928,046.25 CR
04-Jul-18	CHQ NUMBER 000035	SVR	04-Jul-18	188,850.00		1,739,196.25 CR
05-Jul-18	CHQ NUMBER 000041	SVR	05-Jul-18	19,000.00		1,720,196.25 CR
05-Jul-18	CHQ NUMBER 000043	SVR	05-Jul-18	10,000.00		1,710,196.25 CR
	TOTAL VALUE			714,150.00		

Kindly examine this statement immediately. Any discrepancies must be reported to the Bank as soon as possible. Please note that the balance reflected could change if there are transactions that still need to be processed.

Personal Current Account Statement

Statement Date 09-Jul-18
 Statement Period 03-Feb-18 to 09-Jul-18
 Page Page 2 of 3

KCEP CRAL THARAKA NITHI COUNTY

Branch CHUKA BRANCH
 Branch Code 00011018
 Contact Details
 Tel

TRANS DATE	DETAILS	CHANNEL ID	VALUE DATE	DEBIT	CREDIT	BOOK BALANCE
25-Jun-18	BARCKENXTPC ARCHANGEL NJOGU /0133530487	BPWR	25-Jun-18		106,450.00	1,608,475.00 CR
25-Jun-18	BARCKENXTPC ARCHANGEL NJOGU /0133530487	BPWR	25-Jun-18		500.00	1,608,975.00 CR
25-Jun-18	BARCKENXTPC ARCHANGEL NJOGU /0133530487	BPWR	25-Jun-18		50.00	1,609,025.00 CR
25-Jun-18	BARCKENXTPC ARCHANGEL NJOGU /0133530487	BPWR	25-Jun-18	106,450.00		1,502,575.00 CR
25-Jun-18	ARCHANGEL NJOGU /0133530487	BPWR	25-Jun-18	500.00		1,502,075.00 CR
25-Jun-18	COMM_32 SWIFT	BPWR	25-Jun-18	50.00		1,502,025.00 CR
25-Jun-18	EXCISE DUTY	BPWR	25-Jun-18	180,200.00		1,311,825.00 CR
25-Jun-18	EQBLKENAXXX JOHN BOSCO MURIITHI /0190101390088	BPWR	25-Jun-18	500.00		1,311,325.00 CR
25-Jun-18	COMM_32 SWIFT	BPWR	25-Jun-18	50.00		1,311,275.00 CR
28-Jun-18	CHEQUE NO: 12 ANN W NJAGI 4157200500	BPWR	28-Jun-18	78,150.00		1,233,125.00 CR
29-Jun-18	CHEQUE NO 15 ESTON KITHUMBU MUGO 4157200500	BPWR	29-Jun-18	108,000.00		1,125,125.00 CR
29-Jun-18	CHEQUE NO: 11 TOTAL KENYA LTD 4157200500	BPWR	29-Jun-18	10,000.00		1,115,125.00 CR
02-Jul-18	CHQ NUMBER 000010	SVR	02-Jul-18	32,894.00		1,082,131.00 CR
06-Jul-18	CHQ NUMBER 000016	SVR	06-Jul-18	109,510.00		972,621.00 CR
	TOTAL VALUE			1,489,454.00	2,442,075.00	
CLEAR BALANCE AS ON 09-Jul-18						872,821.00 CR
BOOK BALANCE AS ON 09-Jul-18						972,621.00 CR
						"End of Statement"

Kindly examine this statement immediately. Any discrepancies must be reported to the Bank as soon as possible. Please note that the balance reflected could change if there are transactions that still need to be processed.

Statement Date 29-Aug-18
Statement Period 01-Feb-18 to 30-Jun-18
Page Page 2 of 2

MAKUMI KCEP CRAL

Branch WOTE BRANCH
Branch Code 00011114
Contact Data 9

TRANSACTION DATE	DETAILS	COUNTER	DEBIT DATE	DEBIT	CREDIT	CHECK BALANCE
17-May-18	CHEQUE NO: 9 TITUS KITUYU27060590 4154078050	BPWR	17-May-18	858,100.00		1,569,654.00 CR
21-May-18	CHEQUE NO: 10 TITUS NZOMO KITUYU 4154078050	BPWR	21-May-18	92,600.00		1,505,054.00 CR
21-Jun-18	CHEQUE NO: 11 TITUS KITUYU27060590 4154078050	BPWR	21-Jun-18	103,850.00		1,402,154.00 CR
21-Jun-18	CHEQUE NO: 12 TITUS KITUYU27060590 4154078050	BPWR	21-Jun-18	24,650.00		1,378,504.00 CR
	TOTAL VALUE			1,078,600.00	1,653,978.00	
CLEAR BALANCE AS ON 29-Aug-18						1,164,684.00 CR
BOOK BALANCE AS ON 29-Aug-18						1,164,684.00 CR
						"End of Statement"

OVERDRAFT FACILITY DETAILS :

Overdraft Limit YES 500
Overdraft Review Date 23-Jun-19

Kindly examine this statement immediately. Any discrepancies must be reported to the Bank as soon as possible. Please note that the balance reflected could change if there are transactions that still need to be processed.

Statement Date 08-Jul-18
Statement Period 01-Feb-18 to 08-Jul-18
Page Page 1 of 2

KCEP CRAL PROJECT

Branch MACHAKOS BRANCH
Branch Code 00011009
Contact Details
Tel

TRANS DATE	DETAILS	CHANNEL ID	VALUE DATE	DEBIT	CREDIT	BOOK BALANCE
01-Feb-18	Brought forward Balance					0.00
01-Feb-18	Penalty Interest Application	SVR	01-Feb-18			0.00 CR
01-Feb-18	Penalty Interest Application	SVR	01-Feb-18			0.00 CR
27-Mar-18	KCEP-CRAL PROJECT	BPWR	27-Mar-18		2,260,574.00	2,260,574.00 CR
23-May-18	CHEQUE NO: 1 DAMARIS NGENZI 4174892230	BPWR	23-May-18	887,900.00		1,572,674.00 CR
23-May-18	1 BOOK OF 100 LEAVES	BPWR	23-May-18	100.00		1,572,574.00 CR
23-May-18	1 BOOK OF 100 LEAVES	BPWR	23-May-18	1,000.00		1,571,574.00 CR
23-May-18	1 BOOK OF 100 LEAVES	BPWR	23-May-18	250.00		1,571,324.00 CR
14-Jun-18	CHEQUE NO: 2 MARY NTHENYA KAMILI 4174892230	BPWR	14-Jun-18	30,000.00		1,541,324.00 CR
20-Jun-18	YOUTH INITIATIVE DLPT	BPWR	20-Jun-18	65,000.00		1,476,324.00 CR
25-Jun-18	CHEQUE NO: 6 JANET MVENDE NZWILI 4174892230	BPWR	25-Jun-18	145,700.00		1,330,624.00 CR
27-Jun-18	CHEQUE NO: 7 MAKUENI BOOKSHOP AND 4174892230	BPWR	27-Jun-18	168,000.00		1,162,624.00 CR
27-Jun-18	CHEQUE NO: 8 JANET MVENDE NZWILI 4174892230	BPWR	27-Jun-18	805,250.00		357,374.00 CR
02-Jul-18	CHQ NUMBER 000009	SVR	02-Jul-18	50,048.00		307,326.00 CR
02-Jul-18	CHEQUE NO: 10 IMAGE CONNECTIONS 4174892230	BPWR	02-Jul-18	93,000.00		214,326.00 CR
04-Jul-18	CHQ NUMBER 000011	SVR	04-Jul-18	118,200.00		96,126.00 CR
05-Jul-18	CHEQUE NO: 5 MKS WATER 4174892230	BPWR	05-Jul-18	36,020.00		60,106.00 CR
	TOTAL VALUE			2,200,468.00	2,260,574.00	
CLEAR BALANCE AS ON 08-Jul-18						60,106.00 CR
BOOK BALANCE AS ON 08-Jul-18						60,106.00 CR
						"End of Statement"

Kindly examine this statement immediately. Any discrepancies must be reported to the Bank as soon as possible. Please note that the balance reflected could change if there are transactions that still need to be processed.

REPUBLIC OF KENYA

Date 10/07/2018

Report of the Board of Survey on the Cash and Bank Balances of **KENYA CEREALS ENHANCEMENT PROJECT - E.U. GRANT** as at the close of business on **30/06/2018**

The Board, consisting of- (Names and Official titles)

LUCY N. NJENGA - **CHAIR**

ENG. MICHAEL M. KAMWERE - **MEMBER**

OTIS MUTWIRI NTURIBI - **MEMBER**

Assembled at the office of **KENYA CEREALS ENHANCEMENT PROJECT - NAIROBI**

at **3.15 P.M.** (time) on the **10TH JULY, 2018**

Notes	(Shs.	NIL
Silver	Shs.	NIL
copper	Shs.	NIL
Cheques (as per details on reverse)	Shs.	NIL
		NIL

It was observed that cheques amounting to **Shs. NIL** cts **NIL**

had been on hand for more than 14 days prior to the date of the survey.

The cash consists of East African currency and does not contain any demonetized coin or notes

The Cash Book reflected the following balances as at the close of business on the **30/06/2018**

Cash on hand	(Shs.	NIL
Bank balance	Shs.	235,692,008.55
		235,692,008.55


The Bank Certificate of Balance showed a sum of **Shs. 237,524,553.36**

cts (shs. cts

Standing to the credit of the account on

The difference between this figure and the Bank Balance as shown by the Cash Book is accounted for in the Bank Reconciliation Statement (F.O. 30) attached.

Date **10/07/2018**


 Members of the Board

Date 17/07/2018

Report of the Board of Survey on the Cash and Bank Balances of **KENYA CEREALS ENHANCEMENT PROJECT - CRAL** as at the close of

business on **30/06/2018**

The Board, consisting of- (Names and Official titles)

LUCY N. NJENGA - **CHAIR**

ENG. MICHAEL M. KAMWERE - **MEMBER**

OTIS MUTWIRI NTURIBI - **MEMBER**

Assembled at the office of **KENYA CEREALS ENHANCEMENT PROJECT - NAIROBI**

at **3.15 P.M.** (time) on the **10TH JULY, 2018**

Notes	(Shs.	NIL
Silver	Shs.	NIL
copper	Shs.	NIL
Cheques (as per details on reverse)	Shs.	NIL
		NIL

It was observed that cheques amounting to **Shs. NIL** cts

had been on hand for more than 14 days prior to the date of the survey.

The cash consists of East African currency and does not contain any demonetized coin or notes

The Cash Book reflected the following balances as at the close of business on the **30/06/2018**

Cash on hand	(Shs.	NIL
Bank balance	Shs.	205,301,068.46
		205,301,068.46

The Bank Certificate of Balance showed a sum of **Shs. 207,798,097.46**

cts (shs. cts

Standing to the credit of the account on **[REDACTED]**

The difference between this figure and the Bank Balance as shown by the Cash Book is accounted for in the Bank Reconciliation Statement (F.O. 30) attached.

CHAIR: **[Signature]**
 MEMBER: **[Signature]**
 MEMBER: **[Signature]**
 Members of the Board

Date **10/07/2018**

Date 10/07/2018

Report of the Board of Survey on the Cash and Bank Balances of **KENYA CEREALS ENHANCEMENT PROJECT - ASAP** as at the close of business on **30/06/2018**

The Board, consisting of- (Names and Official titles)

LUCY N. NJENGA - **CHAIR**

ENG. MICHAEL M. KAMWERE - **MEMBER**

OTIS MUTWIRI NTURIBI - **MEMBER**

Assembled at the office of **KENYA CEREALS ENHANCEMENT PROJECT- NAIROBI**

at **3.15 P.M.** (time) on the **10TH JULY, 2018**

Notes	(Shs.	NIL
Silver	Shs.	NIL
copper	Shs.	NIL
Cheques (as per details on reverse)	Shs.	NIL
		NIL

It was observed that cheques amounting to **Shs. NIL** cts

had been on hand for more than 14 days prior to the date of the survey.

The cash consists of East African currency and does not contain any demonetized coin or notes

The Cash Book reflected the following balances as at the close of business on the **30/06/2018**

Cash on hand	(Shs.	NIL
Bank balance	Shs.	9,709,848.50
		9,709,848.50

The Bank Certificate of Balance showed a sum of **Shs. 9,904,848.50**
cts (shs. cts

Standing to the credit of the account on

The difference between this figure and the Bank Balance as shown by the Cash Book is accounted for in the Bank Reconciliation Statement (F.O. 30) attached.

Date **10/07/2018**

CHAIR
MEMBER
MEMBER

REPUBLIC OF KENYA

Date 18/07/2018

Report of the Board of Survey on the Cash and Bank Balances of **KENYA CEREALS ENHANCEMENT PROJECT - CRAL, EASTERN REGION** as at the close of

business on **30/06/2018**

The Board, consisting of_ (Names and Official titles)

LUCY N. NJENGA - **CHAIR**

ENG. MICHAEL M. KAMWERE - **MEMBER**

OTIS MUTWIRI NTURIBI - **MEMBER**

Assembled at the office of **KENYA CEREALS ENHANCEMENT PROJECT - EASTERN REGION - SIAKAGO**

at **10.30 A.M.** (time) on the **18TH JULY, 2018**

Notes	(Shs.	NIL
Silver	Shs.	NIL
copper	Shs.	NIL
Cheques (as per details on reverse)	Shs.	NIL
		NIL

It was observed that cheques amounting to **Shs. NIL** cts

had been on hand for more than 14 days prior to the date of the survey.

The cash consists of East African currency and does not contain any demonetized coin or notes

The Cash Book reflected the following balances as at the close of business on the **30/06/2018**

Cash on hand	(Shs.	NIL
Bank balance	Shs.	6,177,709.00
		6,177,709.00

The Bank Certificate of Balance showed a sum of **Shs. 6,174,134.00**

cts (shs. cts

Standing to the credit of the account on **[REDACTED]**

The difference between this figure and the Bank Balance as shown by the Cash Book is accounted for in the Bank Reconciliation Statement (F.O. 30) attached.

Chair: *[Signature]*

Member: *[Signature]*

Member: *[Signature]*

Date **18/07/2018** *[Signature]* Members of the Board

REPUBLIC OF KENYA

Date 16/07/2018

Report of the Board of Survey on the Cash and Bank Balances of **KENYA CEREALS ENHANCEMENT PROJECT - CRAL** as at the close of

business on **30/06/2018**

The Board, consisting of- (Names and Official titles)

LUCY N. NJENGA - CHAIR

ENG. MICHAEL M. KAMWERE - MEMBER

OTIS MUTWIRI NTURIBI - MEMBER

Assembled at the office of **KENYA CEREALS ENHANCEMENT PROJECT - WESTERN REGION - NAKURU**

at **12.30 P.M.** (time) on the **16TH JULY, 2018**

Notes	(Shs.	NIL
Silver	Shs.	NIL
copper	Shs.	NIL
Cheques (as per details on reverse)	Shs.	NIL
		NIL

It was observed that cheques amounting to **Shs. NIL** cts

had been on hand for more than 14 days prior to the date of the survey.

The cash consists of East African currency and does not contain any demonetized coin or notes

The Cash Book reflected the following balances as at the close of business on the **30/06/2018**

Cash on hand	(Shs.	NIL
Bank balance	Shs.	4,781,492.10
		4,781,492.10

The Bank Certificate of Balance showed a sum of **Shs. 4,972,657.10**

cts (shs cts

Standing to the credit of the account on

The difference between this figure and the Bank Balance as shown by the Cash Book is accounted for in the Bank Reconciliation Statement (F.O. 30) attached.

Date **16/07/2018**

CHAIR: **Lucy N. Njenga**
MEMBER: **Eng. Michael M. Kamwere**
MEMBER: **Otis Mutwiri Nturibi**
Members of the Board

Date 20/07/2018

Report of the Board of Survey on the Cash and Bank Balances of **KENYA CEREALS ENHANCEMENT PROJECT – CRAL WINDOW – COAST REGION** as at the close of business on **30/06/2018**

The Board, consisting of- (Names and Official titles)

LUCY N. NJENGA - CHAIR

ENG. MICHAEL M. KAMWERE - MEMBER

OTIS MUTWIRI NTURIBI - MEMBER

Assembled at the office of **KENYA CEREALS ENHANCEMENT PROJECT - CRAL COAST REGION – KALRO MTWAPA**

at **9.30 A.M.** (time) on the **20TH JULY, 2018**

Notes	(Shs.	NIL
Silver	Shs.	NIL
copper	Shs.	NIL
Cheques (as per details on reverse)	Shs.	NIL
		NIL

It was observed that cheques amounting to **Shs. NIL** cts

had been on hand for more than 14 days prior to the date of the survey.

The cash consists of East African currency and does not contain any demonetized coin or notes

The Cash Book reflected the following balances as at the close of business on the **30/06/2018**




Cash on hand	(Shs.	NIL
Bank balance	Shs.	7,000,737.00
		7,000,737.00

The Bank Certificate of Balance showed a sum of **Shs. 6,998,457.00**

cts

Standing to the credit of the account on

The difference between this figure and the Bank Balance as shown by the Cash Book is accounted for in the Bank Reconciliation Statement (F.O. 30) attached.

CHAIR: 
MEMBER: 
MEMBER: 

Date **20/07/2018**

Members of the Board

2

Date	To Whom Paid	Description of Payment	Allotment	Voucher No.	Cheque No.	Sh.	cts.	Sh.	cts.	Sh.	cts.
31 6		Total payments						134525	00	2275	1500
30 6		Balance c/d						309900	00	131132	91
	Total							227515	00	265243	91

REPUBLIC OF KENYA

DATE: 2-07-2018

Report on the Board of Survey on the cash and Bank balances of
309,900 as at the close of business on 30 June 2018

The board consisting of- (Names and Officials Titles)

1. Titus Kityo ~~Chairman~~ 2/7/18 GR ACCOUNTANT
2. Daniel Njiru ~~Chairman~~ 2/7/18 CASH MANAGEMENT OFFICER
3. Michael Njiru ~~Member~~ 2/7/18 INTERNAL AUDITOR
4. Elizabeth Daniel ~~Member~~ 2/7/18 REVENUE OFFICER

At 8:00AM (time) in the warehouse office and the following cash was

Produced:-

Notes 309 x 1000 Shs 309,000.00
9 x 1000 900.00

Silver.....Shs.....

Copper.....Shs.....

Cheques (as per details on reverse).....Shs.....

It was observed that cheques amounting to Kshs.....cts.....

Had been on hand for more than 14 days prior to the date of the survey.

The cash consists of Kenya Currency and does not contain any demonetized coins or notes.

The cashbook reflected the following balances as at close of business on the

309,900

Cash on hand 309,900 Kshs 309,900

Bank balances.....Kshs 1377,329

The bank certificates of balances showed a sum of Kshs 1376,504 Cts -

Standing to the credit of the account.....20 -

The difference between this figure and the bank balances as shown by the cashbook is

accounted for the bank reconciliation statement (F.O 30) attached.

1. Chairman Daniel Njiru 2/7/18
2. Member of the board Titus Kityo 2/7/18
3. Member of the board MICHAEL NJIRU 2/7/18
4. Member of the board Elizabeth Daniel 2/7/18

Branch Code : 03100

Branch Name : NANYUKI BRANCH

Statement No./Page No. -/1

KCEP-CRAL CETRAD
P.O. BOX 144,
NANYUKI
KENYA
Nanyuki
10400

	BOOK	CLEARED
OPENING BALANCE	36,152,055.00	36,152,055.00
CLOSING BALANCE	36,970,320.00	36,970,320.00
AVERAGE BALANCE	36,037,871.04	36,037,871.04
TOTAL DEBITS	7	
TOTAL CREDITS	0	

CURRENCY KENYAN SHILLING

ENTRY DATE	VALUE DATE	DESCRIPTION	DEBIT	CREDIT	BALANCE
				Balance Brought Forward	36,152,055.00
04-08-2018	04-08-2018	0000000010 (IN-CLEARING CHQ - DEBIT0000000010	13,000.00		
					36,139,055.00
06-08-2018	06-08-2018	0000000012 CASH WITHDRAWAL JACINTA MUCHUGU ALLOWANCE/ TRANSPORT	76,000.00		
					36,064,055.00
13-08-2018	13-08-2018	0000000013 CASH WITHDRAWAL JACINTA MUCHUGU	46,800.00		
					36,017,255.00
14-08-2018	14-08-2018	0000000014 CASH WITHDRAWAL JACINTA MUCHUGU PAYMENTS	10,000.00		
					36,007,255.00
29-08-2018	29-08-2018	0000000015 CASH WITHDRAWAL JACINTA MUCHUGU PAYMENTS	36,000.00		
					36,971,255.00
30-08-2018	30-08-2018	MONTHLY SERVICE FEE	850.00		
					36,970,320.00
	30-08-2018	EXCISE DUTY	85.00		
					36,970,320.00
		END OF STATEMENT	181,735.00	0.00	


Please be advised that effective 1st August 2013, Excise-Duty of 10% shall be levied on all banking fees and charges in accordance with the Finance Act 2012 No. 57.


Please contact us on 254-20-3293900 for assistance at any time. It is always a pleasure serving you.

NANYUKI BRANCH
PO BOX 144-10400,NANYUKI

TEL:25406230026
Fax:254 (0) 82 32414

Centre for Training and Integrat
Research for ASAL Developm
P. O. Box 144 - 10400
NANYUKI, KENYA

Seen by




Account Statement

EASTERN AFRICA GRAIN COUNCIL KCEP CRAL PROGRAMME FUND
ACCOUNT

Re

Total Search Results: 115

26-06-2018	26-06-2018	0723148088 EAZZYBIZ TRSF MPESA	S2352537	60.50	✓	4,654,066.17
26-06-2018	26-06-2018	0723546201 EAZZYBIZ TRSF MPESA	S2352595	60.50	✓	4,654,005.67
26-06-2018	26-06-2018	0725112945 EAZZYBIZ TRSF MPESA	S2352558	60.50	✓	4,653,945.17
26-06-2018	26-06-2018	0721358358 EAZZYBIZ TRSF MPESA	S2352570	10,900.00	✓	4,643,045.17
26-06-2018	26-06-2018	0723148088 EAZZYBIZ TRSF MPESA	S2352612	12,770.00	✓	4,630,275.17
26-06-2018	26-06-2018	0723546201 EAZZYBIZ TRSF MPESA	S2352658	10,300.00	✓	4,619,975.17
26-06-2018	26-06-2018	0725112945 EAZZYBIZ TRSF MPESA	S2352689	22,800.00	✓	4,597,175.17
26-06-2018	26-06-2018	RTGS Charges: RTOBZN01257570 EASTERN AFRICA GRAIN	S2358030	550.00	✓	4,596,625.17
26-06-2018	26-06-2018	RTGS: RTOBZN01257570 EASTERN AFRICA GRAIN COUNCIL	S2358030	38,930.00	✓	4,556,695.17
26-06-2018	26-06-2018	RTGS Charges: RTOBZN01257571 EASTERN AFRICA GRAIN	S2358089	550.00	✓	4,556,145.17
26-06-2018	26-06-2018	RTGS: RTOBZN01257571 EASTERN AFRICA GRAIN COUNCIL	S2358089	197,548.00	✓	4,358,597.17
26-06-2018	26-06-2018	RTGS Charges: RTOBZN01257573 PETER W WANJOHI	S2358213	550.00	✓	4,358,047.17
26-06-2018	26-06-2018	RTGS: RTOBZN01257573 PETER W WANJOHI	S2358213	78,000.00	✓	4,282,047.17
26-06-2018	26-06-2018	RTGS Charges: RTOBZN01257574 OYANDO MUGERA HOWARD	S2358310	550.00	✓	4,281,487.17
26-06-2018	26-06-2018	RTGS: RTOBZN01257574 OYANDO MUGERA HOWARD	S2358310	124,750.00	✓	4,156,747.17
26-06-2018	26-06-2018	RTGS Charges: RTOBZN01258834 ALIKA LIMITED	S2690019	550.00	✓	4,156,197.17
26-06-2018	26-06-2018	RTGS: RTOBZN01258834 ALIKA LIMITED	S2690019	3,106,880.00	✓	1,049,317.17
27-06-2018	27-06-2018	0700348093 EAZZYBIZ TRSF MPESA	S3642781	15,200.00	✓	1,034,117.17
27-06-2018	27-06-2018	0700348093 EAZZYBIZ TRSF MPESA	S3642824	60.50	✓	1,034,056.67
27-06-2018	27-06-2018	0720434502 EAZZYBIZ TRSF MPESA	S3642813	22,800.00	✓	1,011,256.67
27-06-2018	27-06-2018	0720434502 EAZZYBIZ TRSF MPESA	S3642837	60.50	✓	1,011,196.17
27-06-2018	27-06-2018	0723301789 EAZZYBIZ TRSF MPESA	S3642862	60.50	✓	1,011,135.67
27-06-2018	27-06-2018	0725761737 EAZZYBIZ TRSF MPESA	S3642888	60.50	✓	1,011,075.17
27-06-2018	27-06-2018	0723301789 EAZZYBIZ TRSF MPESA	S3642888	22,800.00	✓	988,275.17
27-06-2018	27-06-2018	0728485890 EAZZYBIZ TRSF MPESA	S3642900	60.50	✓	988,214.67
27-06-2018	27-06-2018	0725761737 EAZZYBIZ TRSF MPESA	S3642894	15,200.00	✓	973,014.67
27-06-2018	27-06-2018	0728485890 EAZZYBIZ TRSF MPESA	S3642955	28,400.00	✓	944,614.67

----- End of Statement -----

Summary

Opening Balance	Total Debits	Total Credits	Closing Balance
4,358,047.17	4,781,456.50	2,301,000.00	944,614.67

Statement Date: 24-Sep-18
Statement Period: 18-Feb-18 to 24-Sep-18
Page: Page 1 of 1

KCEP CRAL PROGRAMME

Branch: DAGORETTI CORNER BRANCH
Branch Code: 00011130
Contact Details: Tel: [REDACTED]

TRANS DATE	DETAILS	CHANNEL ID	VALUE DATE	DEBIT	CREDIT	BOOK BALANCE
19-Feb-18	Brought forward Balance					0.00
19-Feb-18	Penalty Interest Application	SVR	19-Feb-18			0.00 CR
19-Feb-18	Penalty Interest Application	SVR	19-Feb-18			0.00 CR
30-May-18	KCEP GRANT AC	BPWR	30-May-18		29,282,287.50	29,282,287.50 CR
30-May-18	KCEP GRANT AC	BPWR	30-May-18	29,282,287.50		0.00 CR
30-May-18	KCEP GRANT AC	BPWR	30-May-18		29,282,287.50	29,282,287.50 CR
08-Sep-18	2 BOOKS OF 100 LEAVES	BPWR	08-Sep-18	200.00		29,282,087.50 CR
08-Sep-18	2 BOOKS OF 100 LEAVES	BPWR	08-Sep-18	2,000.00		29,280,087.50 CR
08-Sep-18	2 BOOKS OF 100 LEAVES	BPWR	08-Sep-18	500.00		29,278,587.50 CR
14-Sep-18	CHEQUE NO: 1 CHARLES BETT 4182165850	BPWR	14-Sep-18	767,500.00		28,512,087.50 CR
	TOTAL VALUE			30,052,487.50	58,564,575.00	
CLEAR BALANCE AS ON 24-Sep-18						28,512,087.50 CR
BOOK BALANCE AS ON 24-Sep-18						28,512,087.50 CR
						"End of Statement"

OVERDRAFT FACILITY DETAILS:

Overdraft Limit: KES 0.00
Overdraft Review Date: 18-Feb-19

Kindly examine this statement immediately. Any discrepancies must be reported to the Bank as soon as possible. Please note that the balance reflected could change if there are transactions that failed to be processed.

6th July 2018

The Senior Programme Coordinator,
Kenya Cereal Enhancement Programme,
State Department of Agriculture,
Ministry of Agriculture and Irrigation,
P.O Box 30028-00100,
Nairobi.

Attn. Mr. Mogere

RE: KCEP FUNDS RECONCILIATION


The Subject matter refers.

As per your request dated 4th July 2018, kindly find enclosed current status of KCEP Funds Reconciliation, below is a summary of the same


KCEP Funds Reconciliation as at 30 th June 2018		
Description	Dr (KES)	Cr(KES)
Total Funds Received		710,969,273.80
Total Expenditure	706,322,075.50	
Available Balance as at 30 th June 2018		4,647,198.30

Thank you for the continued good partnership.

Yours Faithfully,
Equity Bank (K) Limited



Allan Waititu
Director – Special Projects



Sammy Kamanthi
General Manager – Finance

EQUITY BANK LTD				
KCEP FUND GL KES Account as 30.06.2018				
DATE	TRAN.ID	DESCRIPTION	DR	CR
31-03-2016	5420615	KCEP FUND		104,480,652.00
15-07-2016	54136545	KENYA CEREAL ENHANCEMENT PROGRAMME		21,204,000.00
13-10-2016	54110913/2	RTGS/RMT IFAD PCUR		84,037,567.50
17-01-2017	5476532	KENYA CEREAL ENHANCEMENT PROGRAMME		9,117,310.50
19-01-2017	5415051/2	KENYA CEREAL ENHANCEMENT PROGRAMME		405,000.00
29-03-2017	54126903	RTGS/RMT IFAD PCUR		196,334,250.00
12/5/2017	54155733	TFR FROM KENYA CEREAL ENHANCEMENT PROGRAMME		16,849,350.00
12/10/2017	54118823	RTGS/RMT IFAD PCUR		56,367,000.00
6/12/2017	5496221/2	RTGS/RMT IFAD PCUR		124,274,646.00
8/3/2018	54145715/2	KCEP PROGRAMME		83,393,245.00
		SYSTEM CUSTOMIZATION	379,852.00	
		PROCUREMENT PROCESS(POS DEVICES,CARDS & KITS)	33,259,118.00	
		STUDY ON SAVINGS PRODUCT	3,473,050.00	
		WESTERN 2016 10%	88,510,261.50	
		EASTERN 2016 10%	93,253,878.00	
		WESTERN 2017 40%	28,544,310.00	
		WESTERN 2017 10%	237,782,970.00	
		EASTERN 2017 40%	9,822,816.00	
		EASTERN 2017 10%	90,862,758.00	
		WESTERN 2018 40%	72,066,414.00	
		WESTERN 2018 10%	48,366,648.00	
		Unutilized funds Western season 1 2016		1,928,773.80
		Unutilized funds Eastern season 1 2016		3,532,023.00
		Unutilized funds Western Season 1 2017		1,120,718.40
		Unutilized funds Western Season 2 2017		7,924,737.60
			706,322,075.50	710,969,273.80
		Available Balance as at 30th June 2018		4,647,198.30

Handwritten signature and initials

Equity Bank Contribution

Equity Bank Contribution to KCEP as at 31 st March 2018			
Equity Bank Limited-related Activities	Year 1	Year 2	Year 3
Description	KSh	KSh	KSh
1.0. Preparatory Activities			
1.0 Project Kick Off Meeting	500,000.00		
1.1 MOA discussion meeting	450,700.00		
1.2 Budgets Discussion Meeting	481,650.00		
1.3 Introduction to County Government officials	201,658.00		
1.4 Inception document Discussion	68,755.00		
1.5 Introduction of the Project to participating Equity Branches	100,000.00		
1.6 National Project Launch - Siakago	1,500,000.00		
1.7 Project Launch in Western Region - Tongaren	503,780.50		
1.8 County Sensitization Meetings -Western	200,000.00		
1.9 Receiving the list of participating Sub-counties and wards			
1.10 Receive first list of farmers			
1.11 Receive list of Agro-dealers			
2.0. Main Category-System Customization			
2.0 POS software customization			
2.1 Card Management Customization			
2.2 Systems Integration			
2.3 Anti Virus software	1,500,000.00		
2.4 Database Licensing	1,600,000.00		
2.5 Operating System Licensing	800,000.00		
2.6 Card Management Software	5,000,000.00		
2.7 POS Software	2,000,000.00		
3.0. Main Category - Procurement Processes			
3.1 POS Devices			
3.2 Smart Cards			
3.3 Satellite connectivity			
3.4 Solar Infrastructure			
3.5 Enrolment Kit			
3.6 Communication Equipments & Firewall hosting	3,000,000.00		

3.7 Servers	19,200,000.00		
4.0. Main Category-Field Activities			
4.1 Training Field staff on new technology and project	200,000.00		
4.2 Sensitisation of KCEP and County staff - Eastern	89,760.60		
4.3 Enrolment of Farmers to E-voucher	3,000,000.00		
4.4 Recruitment/Enrolment of Agro-dealers	250,657.00		
4.5 Training of Farmers			
4.6 Training of Agro-dealers	197,804.00		
4.7 Equity Bank Receives list of farmers with respective amounts to pay			
4.8 Equity Bank Credits farmer Wallets			
4.9 Farmer transaction at agrodealer			
4.10 Agro dealer receives their funds realtime	4,855,701.03	12,712,513.92	4,749,227.82
4.11 Transaction Fee	4,382,400.00	10,587,280.00	423,500.00
4.12 Reports			
5.0. Monitoring & Evaluation			
5.1 Monitoring of agro dealer transactions			
5.2 Progress meeting during each season			
5.3 Case Management			
5.4 Support Hardware (AMC)	502,860.00	504,695.57	126,173.89
5.5 Data Centre Hosting (Annual)	3,500,000.00	-	-
5.6 Disaster Recovery Hosting (Annual)	2,000,000.00	-	-
5.7 Reports		-	-
		-	-
		-	-
6.0. Administration Cost		-	-
6.1 Branch Staff	32,518,268.75	32,518,268.75	8,129,567.19
6.2 IT Technical Support	112,910.66	112,910.66	28,227.66
6.3 24/7 Contact Center	1,505,475.41	1,505,475.41	376,368.85
6.4 ICT and Channels Monitoring	752,737.70		

		752,737.70	188,184.43
6.5 Materials & staff expenses	34,124,109.18	34,124,109.18	8,531,027.30
6.6 Study on savings product			-
			-
Total	125,099,227.82	92,817,991.19	22,552,277.14

Equity Bank Contribution to Date	
Year 1	125,099,227.82
Year 2 (31st-Dec 2017)	92,817,991.19
Year 3 (31st -Mar 2018)	22,552,277.14
Total	240,469,496.14

E-VOUCHER FARMERS CONTRIBUTION 2016 TO 30TH JUNE 2018					
YEAR	FUNDED FARMERS	Utilized	FARMERS CONTRIBUTION	GOVT CONTRIBUTION	TOTAL Funding
WESTERN 2016 10%	4,719	4,662	9,834,474	88,510,262	98,344,735
EASTERN 2016 10%	7,046	6,795	10,361,542	93,253,878	103,615,420
WESTERN 2017 40%	2,989	2,976	19,029,540	28,544,310	47,573,850
WESTERN 2017 10%	12,662	12,551	26,420,330	237,782,970	264,203,300
EASTERN 2017 40%	1,730	1,715	6,548,544	9,822,816	16,371,360
EASTERN 2017 10%	7,036	6,716	10,095,862	90,862,758	100,958,620
WESTERN 2018 40%	6,964	6,883	47,716,964	71,575,446	119,292,410
WESTERN 2018 10%	3,113	2,931	5,374,072	48,366,648	53,740,720
Total	46,259	45,229	135,381,328	668,719,088	804,100,415

TAM.E.STMT.OF.ACCT.EPRM - Internet Explorer

Results 1 - 5 of 5

Run Date: 08/08/2018 Run Time: 09:24:34

STATEMENT OF ACCOUNT

PAGE NO : 1

P.O.BOX 60000-0200

NAIROBI

ACCOUNT TITLE :

STATEMENT PERIOD: From 01/07/2017

To

30/06/2018

NO.	DATE	REFERENCE NO	DETAILS	DEBIT	CREDIT BALANCE	
OPENING BAL :			74.00			
NO.	Value Date	Reference.No	Details	Debit	Credit	Balance
1	26/09/2017	FT17269FC6CP	PROJECT FUNDING	0.00	516,356.38	516430.38
2	24/11/2017	FT1732BCSPM4	PA 116090	-516,356.38	0.00	74
3	07/02/2018	FT180386MXY4	FUNDING	0.00	2,498,806.04	2498880.04
4	07/02/2018	FT18038Z90HL	FUNDING	0.00	116,462.00	2615342.04
5	16/02/2018	FT18047XNV4F	PA 116147	-2,498,806.00	0.00	116536.04

CLOSING BALANCE : 116536.04

END OF ACCOUNT STATEMENT

Favourites

TAM.E.STMT.OF.ACCT.EPRM		More Options	Find
		Clear Selection	
Account	equals		
Statement From	equals	* 20170701	
Statement To	equals	* 20180630	
TAM.E.STMT.OF.ACCT.EPRM			

TAM.E.STMT.OF.ACCT.EPRM - Internet Explorer

Results: 1 of 5

Run Date: 08/08/2018 Run Time: 09:22:38

STATEMENT OF ACCOUNT

PAGE NO : 1

BRANCH: KCB NAIROBI
P.O.BOX 60000-0200
NAIROBI

ACCOUNT TITLE :
30/06/2018

STATEMENT PERIOD: From 01/07/2017

To

NO.	DATE	REFERENCE NO	DETAILS	DEBIT	CREDIT BALANCE
OPENING BAL :			2,448,975.00		
NO.	Value Date	Reference.No	Details	Debit	Credit
1	23/08/2017	FT172352T5JK	PA 115329	-2,250,000.00	0.00
2	20/09/2017	FT17263RVL1D	FUNDING	0.00	418,857.00
3	24/11/2017	FT17328KSW9N		0.00	354,659.53
4	21/03/2018	FT18080WLL6J	FUNDING	0.00	228,473.00
5	18/06/2018	FT18169N1PS1	FUNDING	0.00	484,366.00

Balance

198975

617832

972491.53

1200964.53

1685330.53

CLOSING BALANCE : 1685330.53

END OF ACCOUNT STATEMENT

Favourites

TAM.E.STMT.OF.ACCT.EPRM

More Options

Clear Selection

Find

Account

equals

Statement From

equals

Statement To

equals

*20180630

TAM.E.STMT.OF.ACCT.EPRM

TAM.E.STMT.OF.ACCT.EPRM - Internet Explorer

results: 1 - 4 of 4

Run Date: 08/08/2018 Run Time: 09:23:37

STATEMENT OF ACCOUNT

PAGE NO : 1

P.O.BOX 60000-0200

NAIROBI

STATEMENT PERIOD: From 01/07/2017

To

ACCOUNT NUMBER :

ACCOUNT TITLE : KC

30/06/2018

NO.	DATE	REFERENCE NO	DETAILS	DEBIT	CREDIT BALANCE	
OPENING BAL :		26.00				
NO.	Value Date	Reference.No	Details	Debit	Credit	Balance
1	29/03/2018	FT180883W3J4	FUNDING	0.00	385,917.86	385943.86
2	26/04/2018	FT18116DTWYK	PA117393	-385,917.86	0.00	26
3	27/04/2018	FT18117R4TMS	FUNDING	0.00	598,424.00	598450
4	18/05/2018	FT18138NNF55	PA117904	-598,424.00	0.00	26
CLOSING BALANCE : 26						

END OF ACCOUNT STATEMENT

Favourites

TAM.E.STMT.OF.ACCT.EPRM

More Options

Clear Selection

Find

Account

equals

Statement From

equals

*20170701

Statement To

equals

*20180630

TAM.E.STMT.OF.ACCT.EPRM