



REPUBLIC OF GHANA

**MINISTRY OF FOOD & AGRICULTURE
P. O. BOX MB 37
ACCRA**

**GHANA AGRICULTURE SECTOR INVESTMENT PROGRAMME (GASIP)
MINISTRY OF FOOD AND AGRICULTURE (MoFA)
[IFAD LOAN No. 200000646 & ASAP GRANT No. 2000000647]**

**PROGRAMME FINANCIAL STATEMENTS
31 DECEMBER 2017**

TABLE OF CONTENTS

	PAGE REFERENCE
GENERAL INFORMATION	1 - 2
STATEMENT OF PROJECT MANAGEMENT RESPONSIBILITIES	3
INDEPENDENT AUDITOR'S REPORT ON GASIP FINANCIAL STATEMENTS	4 - 6
STATEMENT OF FINANCIAL POSITION	7
STATEMENT OF OPERATING PERFORMANCE (BY CATEGORY)	8
STATEMENT OF OPERATING PERFORMANCE (BY COMPONENT)	9
STATEMENT OF CASH FLOWS	10
STATEMENT OF COMPARISON OF BUDGET AND ACTUAL AMOUNTS (BY CATEGORY)	11
STATEMENT OF COMPARISON OF BUDGET AND ACTUAL AMOUNTS (BY COMPONENT)	12
STATEMENT OF SPECIAL ACCOUNT STATEMENTS	13 - 14
STATEMENT OF SPECIAL ACCOUNT RECONCILIATION ON IFAD LOAN DESIGNATED ACCOUNT	15
STATEMENT OF SPECIAL ACCOUNT RECONCILIATION ON ASAP GRANT DESIGNATED ACCOUNT	16
STATEMENT OF EXPENDITURE ON WITHDRAWAL APPLICATIONS STATEMENT	17 - 18
NOTES TO THE FINANCIAL STATEMENTS	19 - 23
APPENDIX	24

GENERAL INFORMATION

PROGRAMME COORDINATING UNIT

Mr. Roy Ayariga, National Programme Coordinator (Resigned: 31 January, 2018)
Mr. Mark Awiah, Finance Manager
Dr. K. B. Owusu-Sekyere, Policy, Monitoring & Evaluation Manager (Contract Ended: 1 December, 2017)
Dr. Eric Twum, Climate Change Adaption Manager (Resigned: 31 December, 2017)
Mr. Dominic Tano, Procurement Manager
Mr. Cheltaeu Barajei, Infrastructure Manager

NATIONAL PROGRAMME STEERING COMMITTEE

Hon. Minister Dr. Owusu Afriyie Akoto, MoFA - Chairman
Mr. Roy Ayariga, GASIP Coordinator - Member/Secretary
Mr. Benjamin K. Gyasi, Ag. Chief Director of MoFA - Member
Mrs. Lena Otoo, Director Local Government Service Secretariat - Member
Ms. Wradi Borley, Fish Processor of NAFPTA - Member
Mr. Edmund K. Nkansah, Head of BIO of MoF - Member
Ms. Angela Dannson, Director PCU of MoFA - Member
Mr. Kafui Kan-Senaya, Chief of Economic Desk of MoFA - Member
Hajara Ibrahim Taimako, Managing Director of Tamako Ent. - Member
Mr. Kojo Heh, Director of MoTI - Member
Mr. Carl Fiati, Director EPA - Member
Mr. Charles Abugre, Chief Executive of SADA - Member
Dr. Ben Nyamadey, Chief Executive of GIDA of MoFA - Member
Alhaji Prince Mahama, Chief Executive of L.L. Farms - Member

ADDRESS

GASIP Programme Coordinating Unit
Ministry of Food and Agriculture Project Building
Cantonments
Accra, Ghana.

PROJECT BACKGROUND

Source of funding: *Loan from the International Fund for Agricultural Development and Grant from the Adaptation of Smallholder Agriculture Programme, Government of Ghana, District Assemblies, Participating Financial Institutions and Beneficiaries.*

Loan Amount: SDR23,700,000 (US\$ 36,600,000)

Grant Amount: SDR6,500,000 (US\$10,000,000)

GoG Co-funding: US\$5.3 million

Approval date: 8 April, 2014

Signing date: 18 May, 2015

Completion date: 30 June, 2021

Closing date: 31 December, 2021

PROJECT OBJECTIVE

The programme objective is to enhance the profitability and climate change resilience of the agribusiness of the targeted population. The overall goal of the Programme is to contribute to sustainable poverty reduction in rural Ghana.

AUDITORS

Audit Service
Post Office Box MB 96
Accra, Ghana

BANKERS



PROJECT COST INFORMATION - BY EXPENDITURE COMPONENT

		US\$'000						
	Description	IFAD Loan	ASAP Grant	GoG	District Assemblies	PFI's	Beneficiaries	Total
I	Value Chain Development	38,357.00	7,750.00	2,103.00	0.00	17,474.00	3,059.00	68,743.00
II	Rural Value Chain	24,027.00	1,510.00	4,237.00	1,661.00	0.00	1,566.00	33,001.00
	Infrastructure							
III	Knowledge Management Policy Support & Coordination	9,216.00	740.00	1,287.00	0.00	0.00	0.00	11,243.00
	Unallocated	0.00	0.00	0.00	0.00	0.00	0.00	0.00
	Total	<u>71,600.00</u>	<u>10,000.00</u>	<u>7,627.00</u>	<u>1,661.00</u>	<u>17,474.00</u>	<u>4,625.00</u>	<u>112,987.00</u>

PROJECT COST INFORMATION - BY EXPENDITURE CATEGORY

		US\$'000						
	Description	IFAD Loan	ASAP Grant	GoG	District Assemblies	PFI's	Beneficiaries	Total
I	Works	22,930.00	1,385.00	4,324.00	1,661.00	0.00	1,473.00	31,773.00
II	Equipment	2,326.00	2,446.00	770.00	0.00	0.00	0.00	5,542.00
III	Goods & Inputs	0.00	1,354.00	568.00	0.00	0.00	317.00	2,239.00
IV	Consultancy	13,142.00	785.00	365.00	0.00	0.00	0.00	14,291.00
V	Training	11,782.00	3,031.00	1,158.00	0.00	58.00	0.00	16,029.00
VI	Grants	6,314.00	0.00	0.00	0.00	17,416.00	2,835.00	26,565.00
VII	Operating Cost	1,208.00	0.00	442.00	0.00	0.00	0.00	1,650.00
VIII	Salaries & Allowances	6,737.00	0.00	0.00	0.00	0.00	0.00	6,737.00
	Unallocated	7,160.00	1,000.00	0.00	0.00	0.00	0.00	8,160.00
	Total	<u>71,600.00</u>	<u>10,000.00</u>	<u>7,627.00</u>	<u>1,661.00</u>	<u>17,474.00</u>	<u>4,625.00</u>	<u>112,987.00</u>

**GHANA AGRICULTURAL SECTOR INVESTMENT PROGRAMME
MINISTRY OF FOOD AND AGRICULTURE**

IFAD LOAN NUMBER: 2000000646
ASAP GRANT NUMBER: 2000000647

STATEMENT OF PROJECT MANAGEMENT RESPONSIBILITIES


The National Programme Coordinator, and the Financial Manager of the Ghana Agricultural Sector Investment Programme (GASIP) are responsible for preparing the Programme's Financial Statements, which give a true and fair view of the state of affairs of the Programme as at the end of the accounting period. This responsibility includes: maintaining adequate financial management arrangements and ensuring that these continue to be effective throughout the reporting period; maintaining proper accounting records, which disclose with reasonable accuracy at any time of the financial position of the Programme; designing, implementing and maintaining internal controls relevant to the preparation and fair presentation of the Financial Statements and ensuring that they are free from material misstatements, whether due to fraud or error; safeguarding the assets of the programme; selecting and applying appropriate accounting policies; and making accounting estimates that are reasonable in the circumstances.

The National Programme Coordinator and the Financial Manager accept responsibility for the Programme's Financial Statements, which have been prepared on the Cash Basis method of Financial Reporting, using appropriate accounting policies in accordance with the International Public Sector Accounting Standards (IPSAS).

The National Programme Coordinator and the Financial Manager are of the opinion that the Financial Statements give a true and fair view of the state of the Programme's financial position as at 31 December, 2017, completeness of the accounting records maintained which have been relied upon in the preparation of the Financial Statements as well as on the adequacy of the internal control systems.

The National Programme Coordinator and the Financial Manager confirm that the Programme has complied fully with the terms and conditions of the Financing Covenants in accordance with the Financing Agreement and the applicable Government Regulations, and that the funds received during the period under audit were used for the eligible purposes for which they were intended and were properly accounted for.

Signed:



Ag. National Programme Coordinator
John Manful

Date: 07/05/2018



National Financial Manager
Mark Awiah

Date:

AUDIT SERVICE

In case of reply the
number and date of the
letter should be quoted

My Ref. No: **DAG/F&A/IFAD.04/8**

Your Ref. No:

Tel: 233 (0) 302 664920/28/29

Fax: 233 (0) 302 6751495

Website: www.ghaudit.org



Good Governance
and Accountability

M. 96

P. O. Box..... ACCRA

..... 3 MAY, 18

..... 20

INDEPENDENT AUDITOR'S REPORT TO THE CHIEF DIRECTOR, MINISTRY OF FOOD & AGRICULTURE (MoFA)

REPORT ON THE PROGRAMME FINANCIAL STATEMENTS

We have audited the financial statements of the Ghana Agricultural Sector Investment Programme (GASIP) under the IFAD Loan referenced 2000000646 and ASAP Grant referenced 2000000647 which, comprises the statement of financial position as at 31 December, 2017, receipt and payments and statement of cash flows for the year 31 December, 2017 which, have been prepared under the historical cost convention on the basis of the accounting policies set out in Note 1.

Management's responsibility for the financial statements

The financial statements are the responsibility of the GASIP Programme Coordinating Unit (PCU) under the Ministry of Food and Agriculture (MoFA). The GASIP PCU is responsible for the preparation and fair presentation of these financial statements in accordance with generally accepted and accounting practice and IFAD Loan referenced 2000000646 and ASAP Grant referenced 2000000647 as well as for such internal control as Management determined is necessary to enable the preparation of the financial statements free from material misstatement whether due to fraud or error.

This responsibility includes designing, maintaining adequate financial management arrangements and ensuring that these continue to be effective throughout the reporting period; maintaining proper accounting records, which disclose with reasonable accuracy at any time of the financial position of the Programme; designing, implementing and maintaining internal controls relevant to the preparation and fair presentation of the Financial Statements and ensuring that they are free from material misstatements, whether due to fraud or error; safeguarding the assets of the programme; selecting and applying appropriate accounting policies; and making accounting estimates that are reasonable in the circumstances.

Auditors' responsibility

Our responsibility is to express an independent opinion on these financial statements based on our audit. We conducted our audit in accordance with International Standards of Supreme Auditing Institutions (ISSAIs) and the guidelines in the Loan and Grant Financing Agreement. Those standards require that we comply with the ethical requirements and plan and perform the audit to obtain reasonable assurance on

whether the Financial Statements are free from material misstatement whether caused by fraud, other irregularity or error.

An audit includes performing procedures to obtain audit evidence about the amounts and disclosures in the Financial Statements. The procedures selected depend on the auditor's judgment, including the assessment of the risk of material misstatement of the Financial Statements, whether due to fraud or error. In making those risk assessments, the auditor considers internal controls relevant to the entity's preparation and fair presentation of the programme financial statements in order to design audit procedures that are appropriate in the circumstances, but not for the purpose of expressing an opinion on the effectiveness of the entity's internal control. An audit also includes evaluating the appropriateness of accounting policies used and the reasonableness of accounting estimates made by the PCU, as well as evaluating the overall presentation of the financial statements.

We believe that we have obtained sufficient appropriate audit evidence to provide a basis for our audit opinion.

Opinion

In our opinion, the Financial Statements present fairly, in all material respects, the financial position of GASIP as at 31 December, 2017, and the results of its operations for the period then ended in accordance with the provisions of the Ghana Financing Agreement (IFAD Loan referenced 2000000646 and ASAP Grant referenced 2000000647) and the accounting policies set out in Note 1 of the programme financial statements.

Report on compliance

In addition, the PCU has complied, in all material respects, with the covenants of the Financing Agreement (IFAD Loan referenced 2000000646 and ASAP Grant referenced 2000000647) and the applicable Government Regulations, and that the funds received during the period under audit were used for the eligible purposes for which they were intended and were properly accounted for as at the year ended 31 December, 2017.

Report on the Special Account

In our opinion, the Special Account Statements present fairly, in all material respects, the financial position of GASIP under the IFAD Loan referenced 2000000646 and ASAP Grant referenced 2000000647 as at 31 December, 2017 and conforms with the provisions of IFAD Guidelines and the accounting policies set out in Note 1.

Report on Statement of Expenditure

In our opinion, the Statement of Expenditure present fairly, in all material respects, the financial position of GASIP under IFAD Loan referenced 2000000646 and ASAP Grant referenced 2000000647 as at 31 December, 2017 and conforms with the provisions of IFAD Guidelines and the accounting policies set out in Note 1.

Restriction of use

This report is intended solely for the use of the Management of the project, IFAD, and the Government of Ghana, and should not be used for any other purpose.

Signed by:



**ROBERTA ASSIAMAH-APPIAH (MRS)
DEPUTY AUDITOR-GENERAL, F&A
FOR: AUDITOR-GENERAL**


GHANA AGRICULTURAL SECTOR INVESTMENT PROGRAMME
MINISTRY OF FOOD AND AGRICULTURE


IFAD LOAN NUMBER: 2000000646
ASAP GRANT NUMBER: 2000000647

STATEMENT OF FINANCIAL POSITION AS AT 31 DECEMBER, 2017

	NOTE	31 December 2017 US\$	31 December 2016 US\$
NON-CURRENT ASSETS			
Property, plant & equipment	2	160,239.40	105,113.72
CURRENT ASSETS			
Bank and cash balances	3	1,691,563.19	2,123,964.72
Accumulated Non capital expenditure	4	<u>3,242,696.33</u>	<u>1,574,359.32</u>
Total Assets and Non capital expenditure		<u>5,094,498.92</u>	<u>3,803,437.76</u>
FINANCED BY			
IFAD Loan	5	3,836,826.30	2,682,425.32
ASAP Grant	6	851,250.05	818,378.20
GoG Counterpart/Co-funding	7	406,422.57	302,634.24
District Assemblies		0.00	0.00
Participating Financial Institutions		0.00	0.00
Beneficiaries		0.00	0.00
		<u>5,094,498.92</u>	<u>3,803,437.76</u>

Signed:


Ag. National Programme Coordinator
John Manful
Date: 07/05/2018


National Financial Manager
Mark Awiah
Date:

The attached notes 1 to 9 form an integral part of these financial statements.

GHANA AGRICULTURAL SECTOR INVESTMENT PROGRAMME
MINISTRY OF FOOD AND AGRICULTURE

IFAD LOAN NUMBER: 2000000646
ASAP GRANT NUMBER: 2000000647

STATEMENT OF RECEIPTS AND PAYMENTS (BY EXPENDITURE CATEGORY)
FOR THE YEAR ENDED 31 DECEMBER, 2017

	NOTE	2017 US\$	2016 US\$	Cummulative Total 2017 US\$	Cummulative Total 2016 US\$
Balance b/f restated		2,123,964.72	2,300,410.76		
<i>Receipts:</i>					
Initial Deposit		0.00	0.00	2,300,000.00	2,300,000.00
Replenishment to IFAD Loan Designated A/C		1,154,400.97	941,115.56	2,095,516.53	941,115.56
Replenishment to ASAP Grant Designated A/C		32,871.85	18,378.20	51,250.05	18,378.20
IFAD Loan Direct Payments		0.00	241,309.76	241,309.76	241,309.76
ASAP Grant Direct Payments		0.00	0.00	0.00	0.00
Government Cofunding	7	103,788.33	202,634.24	406,422.57	302,634.24
District Assemblies		0.00	0.00	0.00	0.00
Participating Financial Institutions		0.00	0.00	0.00	0.00
Beneficiaries		0.00	0.00	0.00	0.00
Exchange Difference		0.00	0.00	0.00	0.00
Other Receipts (Interest earned)	8	<u>2,323.80</u>	<u>5,501.13</u>	<u>7,824.93</u>	<u>5,501.13</u>
Total Programme Receipts		<u>3,417,349.67</u>	<u>3,709,349.65</u>	<u>5,102,323.84</u>	<u>3,808,938.89</u>
Expenditure/Payments					
<i>IFAD Loan:</i>					
i. Works		16,622.45	98,812.22	115,440.67	98,812.22
ii. Equipment		11,951.83	104,784.39	116,736.22	104,784.39
iii. Goods & Inputs		0.00	0.00	0.00	0.00
iv. Consultancies		144,173.43	291,782.41	435,955.84	291,782.41
v. Training		69,811.97	286,892.65	356,704.62	286,892.65
vi. Grants		0.00	0.00	0.00	0.00
vii. Operating Cost		291,735.59	169,039.69	460,775.28	169,039.69
viii. Salaries & Allowances		<u>691,179.38</u>	<u>569,314.55</u>	<u>1,260,493.93</u>	<u>569,314.55</u>
Sub Total		<u>1,225,474.65</u>	<u>1,520,631.91</u>	<u>2,746,106.56</u>	<u>1,520,631.91</u>
<i>ASAP Grant:</i>					
iv. Consultancies		159,626.82	16,769.90	176,396.72	16,769.90
v. Training		<u>46,585.51</u>	<u>27,405.55</u>	<u>73,991.06</u>	<u>27,405.55</u>
Sub Total		<u>206,212.33</u>	<u>44,175.45</u>	<u>250,387.78</u>	<u>44,175.45</u>
<i>GoG Co-funding:</i>					
ii. Equipment		43,173.85	329.33	43,503.18	329.33
v. Training		54,321.47	139.29	54,460.76	139.29
vii. Operating Cost		196,604.18	20,108.95	316,302.37	119,698.19
viii. Salaries & Allowances		<u>0.00</u>	<u>0.00</u>	<u>0.00</u>	<u>0.00</u>
Sub Total		<u>268,541.46</u>	<u>20,577.57</u>	<u>388,708.27</u>	<u>120,166.81</u>
Total Programme Expenditure		<u>1,725,786.48</u>	<u>1,585,384.93</u>	<u>3,410,760.65</u>	<u>1,684,974.17</u>
Balance c/fwd		<u>1,691,563.19</u>	<u>2,123,964.72</u>	<u>1,691,563.19</u>	<u>2,123,964.72</u>

The attached notes 1 to 9 form an integral part of these financial statements.

GHANA AGRICULTURAL SECTOR INVESTMENT PROGRAMME
MINISTRY OF FOOD AND AGRICULTURE

IFAD LOAN NUMBER: 2000000646
ASAP GRANT NUMBER: 2000000647

STATEMENT OF RECEIPTS AND PAYMENTS (BY COMPONENT)
FOR THE YEAR ENDED 31 DECEMBER, 2017

	NOTE	2017 US\$	2016 US\$	Cummulative Total 2017 US\$	Cummulative Total 2016 US\$
Balance b/f restated		2,123,964.72	2,300,410.76		
<i>Receipts:</i>					
Initial Deposit		0.00	0.00	2,300,000.00	2,300,000.00
Replenishment to IFAD Loan Designated A/C		1,154,400.97	941,115.56	2,095,516.53	941,115.56
Replenishment to ASAP Grant Designated A/C		32,871.85	18,378.20	51,250.05	18,378.20
IFAD Loan Direct Payments		0.00	241,309.76	241,309.76	241,309.76
ASAP Grant Direct Payments		0.00	0.00	0.00	0.00
GoG Cofunding	7	103,788.33	202,634.24	406,422.57	302,634.24
District Assemblies		0.00	0.00	0.00	0.00
Participating Financial Institutions		0.00	0.00	0.00	0.00
Beneficiaries		0.00	0.00	0.00	0.00
Exchange Difference		0.00	0.00	0.00	0.00
Other Receipts (Interest earned)	8	2,323.80	5,501.13	7,824.93	5,501.13
Total Programme Receipts		3,417,349.67	3,709,349.65	5,102,323.84	3,808,938.89
<i>Expenditure/Payments</i>					
<i>IFAD Loan:</i>					
a. Value Chain Development		125,781.54	504,226.20	630,007.74	504,226.20
b. Rural Value Chain Infrastructure		17,404.13	19,048.36	36,452.49	19,048.36
c. Knowledge Management, Policy Support & Coordination		1,082,288.98	997,357.35	2,059,646.33	997,357.35
Sub Total		1,225,474.65	1,520,631.91	2,746,106.56	1,520,631.91
<i>ASAP Grant:</i>					
a. Value Chain Development		201,192.83	44,175.45	245,368.28	44,175.45
b. Rural Value Chain Infrastructure		5,019.50	0.00	5,019.50	0.00
Sub Total		206,212.33	44,175.45	250,387.78	44,175.45
<i>GoG Co-funding:</i>					
a. Value Chain Development		38,625.42	0.00	38,625.42	0.00
c. Knowledge Management, Policy Support & Coordination		255,474.08	20,577.57	375,640.89	120,166.81
Sub Total		294,099.50	20,577.57	414,266.31	120,166.81
Total Programme Expenditure		1,725,786.48	1,585,384.93	3,410,760.65	1,684,974.17
Balance c/fwd		1,691,563.19	2,123,964.72	1,691,563.19	2,123,964.72

The attached notes 1 to 9 form an integral part of these financial statements.

GHANA AGRICULTURAL SECTOR INVESTMENT PROGRAMME
MINISTRY OF FOOD AND AGRICULTURE

IFAD LOAN NUMBER: 2000000646
ASAP GRANT NUMBER: 2000000647

STATEMENT OF CASH FLOW FOR THE YEAR ENDED 31 DECEMBER, 2017

	2017 US\$	2016 US\$
Receipts/Financing		
Initial Deposit	0.00	0.00
Replenishment to GASIP Designated Account	1,187,272.82	959,493.76
Direct Payments	0.00	241,309.76
GoG Co-funding	103,788.33	202,634.24
District Assemblies	0.00	0.00
Participating Financial Institutions	0.00	0.00
Beneficiaries	0.00	0.00
Sub Total	<u>1,291,061.15</u>	<u>1,403,437.76</u>
<i>Other Sources:</i>		
Interest earned	2,323.80	2,156.36
Other Income	0.00	3,344.77
Sub Total	<u>2,323.80</u>	<u>5,501.13</u>
Total Receipts	<u>1,293,684.95</u>	<u>1,408,938.89</u>
Expenditure/Payments		
Works	16,622.45	98,818.22
Equipment	55,125.68	105,113.72
Goods & Inputs	0.00	0.00
Consultancies	303,800.25	308,552.31
Training	170,718.95	314,437.49
Grants	0.00	0.00
Operating Cost	488,339.77	189,148.64
Salaries & Allowances	691,179.38	569,314.55
Total Cash Outflows	<u>1,725,786.48</u>	<u>1,585,384.93</u>
Net Cash Flow balance c/d	<u>(432,401.53)</u>	<u>(176,446.04)</u>
Analysis of Changes in Cash & Cash Equivalents		
Balance at the beginning of the year	2,123,964.72	2,300,410.76
Net Cash Flow	<u>(432,401.53)</u>	<u>(176,446.04)</u>
Balance at the end of the period	<u>1,691,563.19</u>	<u>2,123,964.72</u>

The attached notes 1 to 9 form an integral part of these financial statements.

GHANA AGRICULTURAL SECTOR INVESTMENT PROGRAMME
MINISTRY OF FOOD AND AGRICULTURE

IFAD LOAN NUMBER: 2000000646
ASAP GRANT NUMBER: 2000000647

**STATEMENT OF COMPARISON OF BUDGET AND ACTUAL AMOUNTS BY
CATEGORY FOR THE YEAR ENDED 31 DECEMBER, 2017**

	BUDGET 2017 US\$	ACTUAL 2017 US\$	VARIANCE 2017 US\$
Receipts			
Replenishment to IFAD Loan Designated A/C	8,277,528.00	1,154,401.00	(7,123,127.00)
Replenishment to ASAP Grant Designated A/C	4,773,276.00	32,872.00	(4,740,404.00)
IFAD Loan Direct Payments	0.00	0.00	0.00
ASAP Grant Direct Payments	0.00	0.00	0.00
GoG Co-funding	715,989.00	103,788.00	(612,201.00)
Other Income	0.00	2,324.00	2,324.00
Total Programme Receipts	13,766,793.00	1,293,385.00	(12,473,408.00)
Payments			
<i>IFAD Loan:</i>			
i. Works	2,353,615.00	16,622.00	2,336,993.00
ii. Equipment	446,389.00	11,952.00	434,437.00
iii. Goods & Inputs	0.00	0.00	0.00
iv. Consultancies	1,049,182.00	144,173.00	905,009.00
v. Training	481,109.00	69,812.00	411,297.00
vi. Grants	2,516,544.00	0.00	2,516,544.00
vii. Operating Cost	291,498.00	291,736.00	(238.00)
viii. Salaries & Allowances	1,139,190.00	691,179.00	448,011.00
Sub Total	8,277,528.00	1,225,475.00	7,052,053.00
<i>ASAP Grant:</i>			
i. Works	43,202.00	0.00	43,202.00
ii. Equipment	1,930,648.00	0.00	1,930,648.00
iii. Goods & Inputs	282,138.00	0.00	282,138.00
iv. Consultancies	515,373.00	159,627.00	355,747.00
v. Training	2,001,914.00	46,586.00	1,955,329.00
Sub Total	4,773,276.00	206,212.00	4,567,063.00
<i>GoG Co-funding:</i>			
i. Works	14,000.00	0.00	14,000.00
ii. Equipment	215,441.00	43,174.00	172,267.00
iii. Goods & Inputs	1,862.00	0.00	1,862.00
iv. Consultancies	11,290.00	0.00	11,290.00
v. Training	43,578.00	54,321.00	(10,743.00)
vii. Operating Cost	429,819.00	196,604.00	233,215.00
Sub Total	715,989.00	294,100.00	421,890.00
Total Programme Payments	13,766,793.00	1,725,786.00	12,041,006.00
Surplus/(Deficit) for the period	0.00	(432,402.00)	(432,402.00)

The attached notes 1 to 9 form an integral part of these financial statements.

GHANA AGRICULTURAL SECTOR INVESTMENT PROGRAMME
MINISTRY OF FOOD AND AGRICULTURE

IFAD LOAN NUMBER: 2000000646
ASAP GRANT NUMBER: 2000000647

**STATEMENT OF COMPARISON OF BUDGET AND ACTUAL AMOUNTS BY
COMPONENT FOR THE YEAR ENDED 31 DECEMBER, 2017**

	BUDGET 2017 US\$	ACTUAL 2017 US\$	VARIANCE 2017 US\$
Receipts			
Replenishment to IFAD Loan Designated A/C	8,277,528.00	1,154,401.00	(7,123,127.00)
Replenishment to ASAP Grant Designated A/C	4,773,276.00	32,872.00	(4,740,404.00)
IFAD Loan Direct Payments	0.00	0.00	0.00
ASAP Grant Direct Payments	0.00	0.00	0.00
GoG Co-funding	715,989.00	103,788.00	(612,201.00)
Other Income	0.00	2,324.00	2,324.00
Total Programme Receipts	13,766,793.00	1,293,385.00	(12,473,408.00)
Payments			
<i>IFAD Loan:</i>			
a. Value Chain Development	3,404,207.00	125,782.00	3,278,425.00
b. Rural Value Chain Infrastructure	2,514,170.00	17,404.00	2,496,766.00
c. Knowledge Management, Policy Support & Coordination	2,359,151.00	1,082,289.00	1,276,862.00
Sub Total	8,277,528.00	1,225,475.00	7,052,053.00
<i>ASAP Grant:</i>			
a. Value Chain Development	4,769,916.00	201,193.00	4,568,723.00
b. Rural Value Chain Infrastructure	3,360.00	5,020.00	(1,660.00)
Sub Total	4,773,276.00	206,212.00	4,567,063.00
<i>GoG Co-funding:</i>			
a. Value Chain Development	181,130.00	38,625.00	142,505.00
b. Rural Value Chain Infrastructure	14,000.00	0.00	14,000.00
c. Knowledge Management, Policy Support & Coordination	520,859.00	255,474.00	265,385.00
Sub Total	715,989.00	294,100.00	421,890.00
Total Programme Payments	13,766,793.00	1,725,786.00	12,041,006.00
Surplus/(Deficit) for the period	0.00	(432,402.00)	(432,402.00)

The attached notes 1 to 9 form an integral part of these financial statements.

GHANA AGRICULTURAL SECTOR INVESTMENT PROGRAMME
MINISTRY OF FOOD AND AGRICULTURE

IFAD LOAN NUMBER: 2000000646
ASAP GRANT NUMBER: 2000000647

**STATEMENT OF SPECIAL ACCOUNTS ACTIVITIES FOR THE YEAR ENDED 31
DECEMBER, 2017**

Bankers:
Account No:
Address:



Description	2017 US\$	2017 US\$
Balance b/fwd		828,001.22
Replenishment to Designated Account:		
Transfer (Refunds) from GoG Funds A/C - 24/1/2017	24,504.88	
Transfer (Refunds) from GoG Funds A/C - 17/2/2017	21,761.81	
Withdrawal Application 05 - 5/4/2017	266,764.59	
Withdrawal Application 06 - 5/4/2017	106,583.54	
Transfer (Refunds) from GoG Funds A/C - 10/10/2017	58,552.62	
Withdrawal Application 07 - 12/10/2017	413,217.23	
Transfer (Refunds) from GoG Funds A/C - 30/11/2017	2,393.62	
Withdrawal Application 08 - 20/12/2017	<u>367,835.61</u>	
		<u>1,261,613.90</u>
		2,089,615.12
Transfer to Operating Accounts:		
03/03/2017	500,000.00	
24/07/2017	<u>500,000.00</u>	
		<u>1,000,000.00</u>
		1,089,615.12
Deduct:		
21/4/2017 Consultancy Fees		
10/5/2017 Consultancy Fees		
17/7/2017 Consultancy Fees		
		<u>26,877.04</u>
Balance as per Bank Statement as at 31/12/2017		<u>1,062,738.08</u>


The attached notes 1 to 9 form an integral part of these financial statements.

**GHANA AGRICULTURAL SECTOR INVESTMENT PROGRAMME
MINISTRY OF FOOD AND AGRICULTURE**

IFAD LOAN NUMBER: 2000000646
ASAP GRANT NUMBER: 2000000647

**STATEMENT OF SPECIAL ACCOUNTS ACTIVITIES FOR THE YEAR ENDED 31
DECEMBER, 2017**

Bankers:
Account No:
Address:



Description	2017 US\$	2017 US\$
Balance b/fwd		718,378.20
Replenishment to Designated Account:		
11/10/2017 Withdrawal Application 03	32,871.85	<u>32,871.85</u>
		751,250.05
Transfer to Operating Accounts:		
26/10/2017	300,000.00	<u>300,000.00</u>
		451,250.05
Deduct: Other withdrawals		<u>0.00</u>
Balance as per Bank Statement as at 31/12/2017		<u>451,250.05</u>


The attached notes 1 to 9 form an integral part of these financial statements.

**GHANA AGRICULTURAL SECTOR INVESTMENT PROGRAMME
MINISTRY OF FOOD AND AGRICULTURE**

IFAD LOAN NUMBER: 2000000646
ASAP GRANT NUMBER: 2000000647

**STATEMENT OF SPECIAL ACCOUNT RECONCILIATION ON IFAD
LOAN DESIGNATED ACCOUNT FOR THE YEAR ENDED 31 DECEMBER, 2017**

Bankers:
Account No
Address:



S.N.	Description	2017 US\$
1	Initial Deposit	1,500,000.00
2	Less amount(s) recovered	0.00
3	Outstanding Amount advanced	1,500,000.00
	Represented by:	
4	Special Account Balance as at 31/12/2017	1,062,736.08
5	Plus Operational Accounts balance (plus sub accounts): GH¢254,237.38/US\$4.37	58,179.89
	Cash on hand	0.00
		1,120,915.97
6	Plus amounts claimed but not yet credited as at 31/12/2017: Plus amounts withdrawn not yet claimed as at 31/12/2017:	0.00
	WAs prepared not yet credited (WA 09)	193,072.39
	Outstanding Advances	7,220.82
	Total amount withdrawn not yet claimed:	
7	Expenditures from 01/11/2017 to 31/12/2017	195,740.45
		396,033.66
8	Less Interest earned and/or plus Bank charges(if included in Special Account)	(3,667.48)
9	Total Advance Accounted for	<u>1,513,282.15</u>
	Difference between Line 3 and Line 9	<u>(13,282.15)</u>
	Notes:	
	Unpresented cheques	(13,282.15)
	Exchange difference	<u>0.00</u>
		<u>(13,282.15)</u>

The attached notes 1 to 9 form an integral part of these financial statements.

GHANA AGRICULTURAL SECTOR INVESTMENT PROGRAMME
MINISTRY OF FOOD AND AGRICULTURE

IFAD LOAN NUMBER: 2000000646

ASAP GRANT NUMBER: 2000000647

**STATEMENT OF SPECIAL ACCOUNTS RECONCILIATION ON ASAP GRANT
DESIGNATED ACCOUNT FOR THE YEAR ENDED 31 DECEMBER, 2017**

Bankers:
Account No:
Address:

S.N.	Description	2017 US\$
1	Initial Deposit	800,000.00
2	Less amount(s) recovered	0.00
3	Outstanding Amount advanced	800,000.00
	Represented by:	
4	Special Account Balance as at 31/12/2017	451,250.05
5	Plus Operational Accounts balance (plus sub accounts): GH¢660,476.96/US\$4.373	151,035.21
	Cash on hand	0.00
		602,285.26
	Plus amounts claimed but not yet credited as at 31/12/2017:	
6		0.00
	Plus amounts withdrawn not yet claimed as at 31/12/2017:	
	WAs prepared not yet credited (WA 04)	142,454.58
	Outstanding Advances	0.00
	Total amount withdrawn not yet claimed:	
7	Expenditures from 01/11/2017 to 31/12/2017	55,954.58
		198,409.16
	Less Interest earned and/or plus Bank charges(if included in Special Account)	(694.37)
9	Total Advance Accounted for	<u>800,000.00</u>
	Difference between Line 3 and Line 9	<u>0.00</u>
	Notes:	
	Unpresented cheques	0.00
	GoG Indebtedness to IFAD	0.00
	Exchange difference	<u>0.00</u>
		<u>0.00</u>

The attached notes 1 to 9 form an integral part of these financial statements.

GHANA AGRICULTURAL SECTOR INVESTMENT PROGRAMME
MINISTRY OF FOOD AND AGRICULTURE

IFAD LOAN NUMBER: 2000000646

ASAP GRANT NUMBER: 2000000647

**STATEMENT OF EXPENDITURE ON WITHDRAWAL APPLICATION FOR THE
YEAR ENDED 31 DECEMBER, 2017**

WA#	Category	Category Description	Total US\$	Rejected by IFAD US\$	Net Re-imbursable US\$
05	I	Works	0.00	0.00	0.00
	II	Equipment	21,656.24	0.00	21,656.24
	III	Goods & Inputs	0.00	0.00	0.00
	IV	Consultancies	9,571.06	0.00	9,571.06
	V	Training	20,718.21	0.00	20,718.21
	VI	Grants	0.00	0.00	0.00
	VII	Operating Costs	63,117.18	0.00	63,117.18
	VIII	Salaries & Allowance	151,701.90	0.00	151,701.90
		Sub-total	266,764.59	0.00	266,764.59
06	I	Works	0.00	0.00	0.00
	II	Equipment	0.00	0.00	0.00
	III	Goods & Inputs	0.00	0.00	0.00
	IV	Consultancies	0.00	0.00	0.00
	V	Training	95,035.74	0.00	95,035.74
	VI	Grants	0.00	0.00	0.00
	VII	Operating Costs	1,558.88	0.00	1,558.88
	VIII	Salaries & Allowance	9,988.92	0.00	9,988.92
		Sub-total	106,583.54	0.00	106,583.54
07	I	Works	770.83	0.00	770.83
	II	Equipment	10,559.24	0.00	10,559.24
	III	Goods & Inputs	0.00	0.00	0.00
	IV	Consultancies	46,770.84	0.00	46,770.84
	V	Training	41,447.99	0.00	41,447.99
	VI	Grants	0.00	0.00	0.00
	VII	Operating Costs	152,290.24	2,393.62	149,896.62
	VIII	Salaries & Allowance	163,771.71	0.00	163,771.71
		Sub-total	415,610.85	2,393.62	413,217.23
08	I	Works	9,501.36	0.00	9,501.36
	II	Equipment	488.71	0.00	488.71
	III	Goods & Inputs	0.00	0.00	0.00
	IV	Consultancies	40,487.05	0.00	40,487.05
	V	Training	7,871.93	0.00	7,871.93
	VI	Grants	0.00	0.00	0.00
	VII	Operating Costs	65,081.92	0.00	65,081.92
	VIII	Salaries & Allowance	244,404.64	0.00	244,404.64
		Sub-total	367,835.61	0.00	367,835.61
		GROSS TOTAL	1,156,794.59	2,393.62	1,154,400.97

The attached notes 1 to 9 form an integral part of these financial statements.

GHANA AGRICULTURAL SECTOR INVESTMENT PROGRAMME
MINISTRY OF FOOD AND AGRICULTURE

IFAD LOAN NUMBER: 2000000646
ASAP GRANT NUMBER: 2000000647

**STATEMENT OF EXPENDITURE ON WITHDRAWAL APPLICATION FOR THE
YEAR ENDED 31 DECEMBER, 2017**

WA#	Category	Category Description	Total US\$	Rejected by IFAD US\$	Net Re-imbursable US\$
03	I	Works	0.00	0.00	0.00
	II	Equipment	0.00	0.00	0.00
	III	Goods & Inputs	0.00	0.00	0.00
	IV	Consultancies	1,108.03	0.00	1,108.03
	V	Training	31,763.82	0.00	31,763.82
	VI	Grants	0.00	0.00	0.00
	VII	Operating Costs	0.00	0.00	0.00
	VIII	Salaries & Allowance	0.00	0.00	0.00
		Sub-total	32,871.85	0.00	32,871.85

The attached notes 1 to 9 form an integral part of these financial statements.

**GHANA AGRICULTURAL SECTOR INVESTMENT PROGRAMME
MINISTRY OF FOOD AND AGRICULTURE**

IFAD LOAN NUMBER: 2000000646
ASAP GRANT NUMBER: 2000000647

**NOTES TO THE FINANCIAL STATEMENTS FOR THE YEAR ENDED
31 DECEMBER, 2017**

1. Significant accounting policies

The following are summary of the significant accounting policies adopted in the preparation of the financial statements:

Basis of accounting

The financial statements have been prepared on IPSAS cash basis and under the historical cost convention in the United States Dollars (US\$) of the receipts and payments. The Statement of the Expenditure (SoE) is in the United States Dollars (US\$) or as amended by conversions into the United States Dollars (US\$) from the currency of original transaction and are in accordance with applicable IPSAS.

The cash basis of accounting recognizes transactions and events only when cash is received or paid by the entity.

Property, plant and equipment

All Property, plant and equipment acquired under all sources of funding have been stated at the actual payments made during the year as against the actual contractual cost of purchase. The actual contractual cost of purchase is fully incorporated when all the contractual obligations are made.

Depreciation

No depreciation has been charged in the financial statements.

Revenue and expenditure

Revenues are recognised when funds are received from IFAD and expenditures are accounted for in the year when goods and services are incurred and paid.

Donor/Financier

Funds received are accounted for on cash basis.

3. Bank and cash balances

Bank and cash balances represents the available cash for immediate disbursement.

	2017 US\$	2016 US\$
IFAD Designated Account	1,062,738.08	828,001.22
ASAP Designated Account	451,250.05	718,378.20
IFAD Operational Account	44,895.87	255,527.23
ASAP Operational Account	151,035.21	41,115.90
GoG Co-funding Account	(18.81)	204,632.29
Forex Translation Differences	(25,558.04)	0.00
Outstanding Advances/Imprest	7,220.83	76,309.88
Balance c/f	<u>1,691,563.19</u>	<u>2,123,964.72</u>

4. Non capital expenditure

	2017 US\$	2016 US\$
Works	16,622.45	98,818.22
Goods & Inputs	0.00	0.00
Consultancies	303,800.25	308,552.31
Training	170,718.95	314,437.49
Grants	0.00	0.00
Operating Costs	488,339.77	189,148.64
Salaries and Allowances	691,179.38	569,314.55
Other Income	(2,323.80)	(5,501.13)
Exchange Difference	0.00	0.00
Balance b/ fwd	<u>1,574,359.32</u>	<u>99,589.24</u>
Balance c/fwd	<u>3,242,696.33</u>	<u>1,574,359.32</u>

5. IFAD Loan (amount in US\$)

Category	Description	Allocated	Disbursed	Undisbursed
	Initial deposit		1,500,000.00	(1,500,000.00)
I	Works	11,721,266.00	94,690.00	11,626,575.00
II	Equipment	1,189,114.00	107,997.00	1,081,116.00
III	Goods & Inputs	0.00	0.00	0.00
IV	Consultancies	6,717,722.00	373,018.00	6,344,703.00
V	Training	6,022,785.00	340,494.00	5,682,290.00
VI	Grants	3,227,595.00	0.00	3,227,595.00
VII	Operating Costs	617,722.00	397,808.00	219,913.00
VIII	Salaries and Allowances	<u>3,443,797.00</u>	<u>1,022,817.00</u>	<u>2,420,980.00</u>
		<u>32,940,000.00</u>	<u>3,836,826.00</u>	<u>29,103,174.00</u>

IFAD Loan (amount in SDR)

Category	Description	Allocated	Disbursed	Undisbursed
	Initial deposit		1,083,306.00	(1,083,306.00)
I	Works	7,590,000.00	69,438.00	7,520,562.00
II	Equipment	770,000.00	78,375.00	691,625.00
III	Goods & Inputs	0.00	0.00	0.00
IV	Consultancies	4,350,000.00	266,696.00	4,083,304.00
V	Training	3,900,000.00	248,005.00	3,651,995.00
VI	Grants	2,090,000.00	0.00	2,090,000.00
VII	Operating Costs	400,000.00	285,561.00	114,439.00
VIII	Salaries and Allowances	<u>2,230,000.00</u>	<u>737,483.00</u>	<u>1,492,517.00</u>
		<u>21,330,000.00</u>	<u>2,768,865.00</u>	<u>18,561,135.00</u>

6. ASAP Grant (amount in US\$)

Category	Description	Allocated	Disbursed	Undisbursed
	Initial deposit		800,000.00	(800,000.00)
I	Works	1,384,615.00	0.00	1,384,615.00
II	Equipment	2,446,154.00	0.00	2,446,154.00
III	Goods & Inputs	1,353,846.00	0.00	1,353,846.00
IV	Consultancies	784,615.00	14,994.00	769,622.00
V	Training	3,030,769.00	36,256.00	2,994,513.00
VI	Grants	0.00	0.00	0.00
VII	Operating Costs	0.00	0.00	0.00
VIII	Salaries and Allowances	<u>0.00</u>	<u>0.00</u>	<u>0.00</u>
		<u>9,000,000.00</u>	<u>851,250.00</u>	<u>8,148,750.00</u>

ASAP Grant (amount in SDR)

Category	Description	Allocated	Disbursed	Undisbursed
	Initial deposit		577,763.00	(577,763.00)
I	Works	900,000.00	0.00	900,000.00
II	Equipment	1,590,000.00	0.00	1,590,000.00
III	Goods & Inputs	880,000.00	0.00	880,000.00
IV	Consultancies	510,000.00	10,759.00	499,241.00
V	Training	1,970,000.00	25,698.00	1,944,302.00
VI	Grants	0.00	0.00	0.00
VII	Operating Costs	0.00	0.00	0.00
VIII	Salaries and Allowances	<u>0.00</u>	<u>0.00</u>	<u>0.00</u>
		<u>5,850,000.00</u>	<u>614,221.00</u>	<u>5,235,779.00</u>

7. Government of Ghana Co-funding

Year	Approved Contribution (GH¢)	Actual Receipts (GH¢)	Actual Receipts (US\$)	% of approved contribution
2015	400,000.00	400,000.00	100,000.00	100
2016	4,694,976.00	800,000.00	202,634.24	17
2017	<u>3,128,864.59</u>	<u>453,555.00</u>	<u>103,788.33</u>	<u>14</u>
	<u>8,223,840.59</u>	<u>1,653,555.00</u>	<u>406,422.57</u>	<u>20</u>

8. Other income

Description	2017 US\$	2016 US\$
Interest income	2,323.80	2,156.36
Proceeds from sale of tender documents	<u>0.00</u>	<u>3,344.77</u>
	<u>2,323.80</u>	<u>5,501.13</u>

9. Comparison of budget and actual amount

Explanations of material differences between the final budget and the actual amount are presented under this section as follows:

The Statement of Receipts and Payments and the Statement of Comparison of Budget and Actual Amounts are prepared using a classification based on category and component under cash basis. Budget amounts have been presented on both category and component basis in accordance with the approved budget for 2017 which present a breakdown of the budget for purposes of the above comparison.

Actual expenditure of US\$1,225,475 was spent out of the approved of US\$8,277,528.00, leaving a variance of US\$7,052,053.00 (representing 85% unutilized). The unutilized funds is largely due to the delay in recruiting the Value Chain Manager and Facilitators who are the main facilitators of the Programme. This has led to a delay in deploying GASIP Support Instruments (Matching and Innovative Grants and Technical Assistance) to smallholder farmers and as affected the implementation of the overall activities of the Programme, such as the Rural Value Chain Infrastructure Component.

Under ASAP Grant an amount of US\$206,212.00 was spent out of an approved budget of US\$4,773,276.00, leaving a variance of US\$4,567,063.00 (representing 96% unutilized). The unutilized was attributed to the non-execution of planned activities during the period. Out of the 33 planned activities for the period, only three (3) activities (site selection for CA implementation, climate change adaptive trials and sample soil for 10 new sites in four regions) were accomplished.

Government co-funding actual amount utilized for the period was US\$294,100.00 out of the budgeted amount US\$715,989.00, leaving a variance of US\$421,890.00 (representing 59% unutilized). This was largely due to delays in the release of counterpart funds to support the implementation of planned activities.

APPENDIX

1. SUMMARY OF WITHDRAWAL APPLICATIONS
1 JANUARY, 2015 - 31 DECEMBER, 2017

Reference	IFAD Loan (in US\$)	ASAP Grant (in US\$)	Total Amount (in US\$)
WA 01	1,500,000.00	800,000.00	2,300,000.00
WA 02	241,309.77	18,378.20	259,687.97
WA 03	403,233.16	32,871.85	436,105.01
WA 04	537,882.40	142,454.58	680,336.98
WA 05	266,764.59	0.00	266,764.59
WA 06	106,583.54	0.00	106,583.54
WA 07	413,217.23	0.00	413,217.23
WA 08	367,835.61	0.00	367,835.61
WA 09	<u>193,072.39</u>	<u>0.00</u>	<u>193,072.39</u>
Gross Total	<u>4,029,898.69</u>	<u>993,704.63</u>	<u>5,023,603.32</u>

GHANA AGRICULTURAL SECTOR INVESTMENT PROGRAMME- GASIP
Fixed Asset Register

NO	ASSET DESCRIPTION	CATEGORY	FINANCING SOURCE	LOCATION	ASSIGNED TO	TAG NUMBER	SUPPLIER NAME	DATE OF PURCHASE	Currency	PURCHASE VALUE (GHS)	EXCH RATE	PURCHASE VALUE (USD)
1	Laptop HP Envy Core i7, 8 GB Ram, 1 TB HDD, DVD/RW, 15.6"	Computer Equipment	Start Up Grant	National Programme Coordinator	Roy Awariga		Compuite Ltd	02/07/2015	GHS	4,000.00	3.87	1,034.42
2	Laptop HP Envy Core i7, 8 GB Ram, 1 TB HDD, DVD/RW, 15.6" Touch	Computer Equipment	Start Up Grant	Procurement Manager	Dominic Tano	PCU/CE/0002	Compuite Ltd	02/07/2015	GHS	4,250.00	3.87	1,099.07
3	Laptop HP Envy Core i7, 8 GB Ram, 1 TB HDD, DVD/RW, 15.6" Touch	Computer Equipment	Start Up Grant	Climate Change Adaptation Manager	Efe Twum	PCU/CE/0003	Compuite Ltd	02/07/2015	GHS	4,250.00	3.87	1,099.07
4	Laptop HP Envy Core i7, 8 GB Ram, 1 TB HDD, DVD/RW, 15.6" Touch	Computer Equipment	Start Up Grant	Financial Manager	Mark Awiah	PCU/CE/0004	Compuite Ltd	02/07/2015	GHS	4,250.00	3.87	1,099.07
5	Laptop HP Envy Core i7, 8 GB Ram, 1 TB HDD, DVD/RW, 15.6" Touch	Computer Equipment	Start Up Grant	Zonal Financial Controller	Patrick Frimpong	PCU/CE/0005	Compuite Ltd	02/07/2015	GHS	4,250.00	3.87	1,099.07
6	Printer HP 177 NW, Print, Scan, Copy, Fax, WIFI	Computer Equipment	Start Up Grant	Secretary's Office	Mark Awiah	PCU/CE/0006	Compuite Ltd	02/07/2015	GHS	2,000.00	3.87	517.21
7	Printer HP P1102 Black & White	Computer Equipment	Start Up Grant	Infrastructure Manager's Office	Gian Marco Agostini	PCU/CE/0007	Compuite Ltd	02/07/2015	GHS	600.00	3.87	155.16
8	Printer HP P1102 Black & White	Computer Equipment	Start Up Grant	Infrastructure Manager's Office	Manager's Office	PCU/CE/0008	Compuite Ltd	02/07/2015	GHS	600.00	3.87	155.16
9	Printer HP P1102 Black & White	Computer Equipment	Start Up Grant	National Programme Coordinator	Ade Samuel	PCU/CE/0009	Compuite Ltd	02/07/2015	GHS	600.00	3.87	155.16
10	Printer HP P1102 Black & White	Computer Equipment	Start Up Grant	Financial Manager	Roy Awariga	PCU/CE/0010	Compuite Ltd	02/07/2015	GHS	600.00	3.87	155.16
11	All in One desktop HP: i3, 4GB, 500 GB, 20"	Computer Equipment	Start Up Grant	Financial Manager	Ade Samuel	PCU/CE/0011	Compuite Ltd	02/07/2015	GHS	3,750.00	3.87	966.77
12	HP Laptop Bag	Computer Equipment	Start Up Grant	Financial Manager	Mark Awiah		Compuite Ltd	02/07/2015	GHS	125.00	3.87	32.33
13	HP Laptop Bag	Computer Equipment	Start Up Grant	Procurement Manager	Dominic Tano		Compuite Ltd	02/07/2015	GHS	125.00	3.87	32.33
14	Toyota Hilux 4x4 P-Up	Vehicles	RTIMP	Zonal Financial Controller	Patrick Frimpong	PCU/MV/0001	Auto Parts Ltd, Accra		USD	42,848.37	1.00	42,848.37
15	Toyota Hilux 4x4 P-Up	Vehicles	RTIMP	Value Chain Manager	Value Chain Manager	PCU/MV/0002	Auto Parts Ltd, Accra		USD	42,848.37	1.00	42,848.37
16	Toyota Hilux 4x4 P-Up	Vehicles	RTIMP	Infrastructure Manager	Chellean Barjei	PCU/MV/0003	Auto Parts Ltd, Accra		USD	42,848.37	1.00	42,848.37
17	Toyota Hilux 4x4 P-Up	Vehicles	RTIMP	Financial Manager	Mark Awiah	PCU/MV/0004	Auto Parts Ltd, Accra		USD	42,848.37	1.00	42,848.37
18	Toyota Hilux 4x4 P-Up	Vehicles	RTIMP	Policy, M&E Manager	K.B. Owusu-Sekyere	PCU/MV/0005	Auto Parts Ltd, Accra		USD	42,848.37	1.00	42,848.37
19	Toyota Hilux 4x4 P-Up	Vehicles	RTIMP	Procurement Office	Edith Adomako	PCU/MV/0006	Auto Parts Ltd, Accra		USD	42,848.37	1.00	42,848.37
20	Toyota Hilux 4x4 P-Up	Vehicles	RTIMP	Procurement Manager	Dominic Tano	PCU/MV/0007	Auto Parts Ltd, Accra		USD	42,848.37	1.00	42,848.37
21	Toyota Hilux 4x4 P-Up	Vehicles	RTIMP	PCU	Osean Ayuba	PCU/MV/0011	Auto Parts Ltd, Accra		USD	42,848.37	11.00	3,895.31
22	Toyota LandCruiser 4x4 V8	Vehicles	NRGP	National Programme Coordinator	Roy Awariga	PCU/MV/0008						68,783.46
23	Nissan Patrol 4x4	Vehicles	RTIMP	Not Assigned	Not Assigned	PCU/MV/0009						
24	Toyota GX 4.5L Land Cruiser Station Wagon	Vehicles	RTIMP	MOFA HQ	Not Assigned	PCU/MV/0010			GHS	53,184.75	1.00	53,184.75

Fixed Asset Register

NO	ASSET DESCRIPTION	CATEGORY	FINANCING SOURCE	LOCATION	ASSIGNED TO	TAG NUMBER	SUPPLIER NAME	DATE OF PURCHASE	Currency	PURCHASE VALUE (GHS)	EXCH RATE	PURCHASE VALUE (USD)
1	Laptop HP Envy Core i7, 8 GB Ram, 1 TB HDD, DVD/DRW, 15.6"	Computer Equipment	Start Up Grant	National Programme Coordinator	Roy Avariga		Compsiste Ltd	02/07/2015	GHS	4,000.00	3.87	1,034.42
25	Printer HP Officejet 4630 (Print, Fax, Scan, Copy)	Computer Equipment	Start Up Grant	National Programme Coordinator	Roy Avariga	PCU/CE/0022			GHS			
26	Single Door LG Refrigerator	Office Equipment	Start Up Grant	Infrastructure Manager's Office	Chelieu Barjei	PCU/OE/0001	M/S Hambuk Ventures	03/08/2015	GHS	1,298.11	3.87	335.70
27	Single Door LG Refrigerator	Office Equipment	Start Up Grant	National Programme Coordinator	Roy Avariga	PCU/OE/0003	M/S Hambuk Ventures	03/08/2015	GHS	1,298.11	3.87	335.70
28	Double Door LG Refrigerator	Office Equipment	Start Up Grant	Procurement Manager	Dominic Tano	PCU/OE/0004	M/S Hambuk Ventures	03/08/2015	GHS	2,420.50	3.87	625.95
29	Single Door LG Refrigerator	Office Equipment	Start Up Grant	Value Chain Manager	Value Chain Manager	PCU/OE/0005	M/S Hambuk Ventures	03/08/2015	GHS	1,298.11	3.87	335.70
31	Single Door LG Refrigerator	Office Equipment	Start Up Grant	National Programme Coordinator	Roy Avariga	PCU/OE/0006	M/S Hambuk Ventures	03/08/2015	GHS	1,298.11	3.87	335.70
32	4-Drawer Steel Cabinet	Office Equipment	Start Up Grant	National Programme Coordinator	Roy Avariga	PCU/OE/0007	M/S Hambuk Ventures	03/08/2015	GHS	1,339.00	3.87	346.27
33	4-Drawer Steel Cabinet	Office Equipment	Start Up Grant	Financial Manager	Gina Marco Agostini	PCU/OE/0008	M/S Hambuk Ventures	03/08/2015	GHS	1,339.00	3.87	346.27
34	4-Drawer Steel Cabinet	Office Equipment	Start Up Grant	Value Chain Manager	Value Chain Manager	PCU/OE/0009	M/S Hambuk Ventures	03/08/2015	GHS	1,339.00	3.87	346.27
35	4-Drawer Steel Cabinet	Office Equipment	Start Up Grant	Infrastructure Manager's Office	Chelieu Barjei	PCU/OE/0010	M/S Hambuk Ventures	03/08/2015	GHS	1,339.00	3.87	346.27
36	4-Drawer Steel Cabinet	Office Equipment	Start Up Grant	National Programme Coordinator	Roy Avariga	PCU/OE/0011	M/S Hambuk Ventures	03/08/2015	GHS	1,339.00	3.87	346.27
37	4-Drawer Steel Cabinet	Office Equipment	Start Up Grant	Procurement Manager	Dominic Tano	PCU/OE/0012	M/S Hambuk Ventures	03/08/2015	GHS	1,339.00	3.87	346.27
38	4-Drawer Steel Cabinet	Office Equipment	Start Up Grant	Secretary	Mark Awiah	PCU/OE/0013	M/S Hambuk Ventures	03/08/2015	GHS	1,339.00	3.87	346.27
39	Fridge Guard	Office Equipment	Start Up Grant	Infrastructure Manager's Office	Chelieu Barjei		M/S Hambuk Ventures	03/08/2015	GHS	236.90	3.87	61.26
40	Fridge Guard	Office Equipment	Start Up Grant	National Programme Coordinator	Roy Avariga		M/S Hambuk Ventures	03/08/2015	GHS	236.90	3.87	61.26
41	Fridge Guard	Office Equipment	Start Up Grant	Procurement Manager	Dominic Tano		M/S Hambuk Ventures	03/08/2015	GHS	236.90	3.87	61.26
42	Fridge Guard	Office Equipment	Start Up Grant	Value Chain Manager	Value Chain Manager		M/S Hambuk Ventures	03/08/2015	GHS	236.90	3.87	61.26
43	Fridge Guard	Office Equipment	Start Up Grant	Accounts Office	K.B. Owusu-Sekyere	PCU/CE/0014	Kampuech Systems	16/02/2016	GHS	47,495.00	3.83	12,392.69
44	Server: HP ProLiant DL160 Gen9 (Intel Xeon E5-2650 v4, 16GB RAM, 5TB HDD)	Computer Equipment	IFAD loan	Accounts Office	Accounts Office	PCU/CE/0023	Kampuech Systems	16/02/2016	GHS	1,800.00	3.83	469.67
45	Server: HP ProLiant DL160 Gen9 (Intel Xeon E5-2650 v4, 16GB RAM, 5TB HDD)	Computer Equipment	IFAD loan	Accounts Office	Accounts Office	PCU/CE/0024	Kampuech Systems	16/02/2016	GHS	1,800.00	3.83	469.67
46	Server: HP ProLiant DL160 Gen9 (Intel Xeon E5-2650 v4, 16GB RAM, 5TB HDD)	Computer Equipment	IFAD loan	Accounts Office	Accounts Office	PCU/CE/0018	Kampuech Systems	16/02/2016	GHS	14,200.00	3.83	3,705.15
47	Server: HP ProLiant DL160 Gen9 (Intel Xeon E5-2650 v4, 16GB RAM, 5TB HDD)	Computer Equipment	IFAD loan	Accounts Office	Accounts Office	PCU/CE/0019	Kampuech Systems	16/02/2016	GHS	650.00	3.83	169.60
48	Server: HP ProLiant DL160 Gen9 (Intel Xeon E5-2650 v4, 16GB RAM, 5TB HDD)	Computer Equipment	IFAD loan	Accounts Office	Accounts Office	PCU/CE/0020	Kampuech Systems	16/02/2016	GHS	550.00	3.83	143.51
49	Server: HP ProLiant DL160 Gen9 (Intel Xeon E5-2650 v4, 16GB RAM, 5TB HDD)	Computer Equipment	IFAD loan	Accounts Office	Accounts Office	PCU/CE/0021	Kampuech Systems	16/02/2016	GHS	750.00	3.83	195.69
50	Server: HP ProLiant DL160 Gen9 (Intel Xeon E5-2650 v4, 16GB RAM, 5TB HDD)	Computer Equipment	IFAD loan	Accounts Office	Accounts Office	PCU/CE/0017	Kampuech Systems	16/02/2016	GHS	2,950.00	3.80	776.44
51	Server: HP ProLiant DL160 Gen9 (Intel Xeon E5-2650 v4, 16GB RAM, 5TB HDD)	Computer Equipment	IFAD loan	Accounts Office	Accounts Office	PCU/CE/0016	Next Computers	18/6/20016	GHS	1,200.00	3.80	315.84
52	Server: HP ProLiant DL160 Gen9 (Intel Xeon E5-2650 v4, 16GB RAM, 5TB HDD)	Computer Equipment	IFAD loan	Accounts Office	Accounts Office	PCU/CE/0015	Next Computers	18/6/20016	GHS	1,200.00	3.80	315.84
53	HP Pavilion Laptop	Computer Equipment	IFAD loan	Infrastructure Manager	Chelieu Barjei	PCU/OE/0014	Alsaie Services	29/07/2016	GHS	4,229.29	3.80	1,113.28
54	HP LaserJet Pro 400M401A Printer	Computer Equipment	IFAD loan	Financial Manager	Mark Awiah	PCU/OE/0015	Alsaie Services	29/07/2016	GHS	2,255.32	3.80	593.60
55	HP LaserJet Pro 400M401A Printer	Computer Equipment	IFAD loan	National Programme Coordinator	Roy Avariga	PCU/FF/0001	Alban Logistics	09/07/2015	GHS	11,377.04	3.7994	2,994.43
56	HP LaserJet Pro 400M401A Printer	Computer Equipment	IFAD loan	National Programme Coordinator	Roy Avariga	PCU/FF/0002	Alban Logistics	09/07/2015	GHS	1,561.63	3.7994	411.02
57	Money Safe	Office Equipment	IFAD loan	National Programme Coordinator	Roy Avariga	PCU/FF/0003	The Furniture Outlet	05/09/2016	GHS	1,250.00	3.7994	329.00
58	Money Safe	Office Equipment	IFAD loan	National Programme Coordinator	Roy Avariga	PCU/FF/0004	The Furniture Outlet	05/09/2016	GHS	1,250.00	3.7994	329.00
59	Executive Office Desk (Eureka)	Furniture & Fittings	IFAD loan	National Programme Coordinator	Roy Avariga	PCU/FF/0073	The Furniture Outlet	05/09/2016	GHS	1,250.00	3.7994	329.00
60	Executive Office Chair (Alex H)	Furniture & Fittings	IFAD loan	National Programme Coordinator	Roy Avariga							
61	Visitors' Chair	Furniture & Fittings	IFAD loan	National Programme Coordinator	Roy Avariga							
62	Visitors' Chair	Furniture & Fittings	IFAD loan	National Programme Coordinator	Roy Avariga							
63	Visitors' Chair	Furniture & Fittings	IFAD loan	National Programme Coordinator	Roy Avariga							

Fixed Asset Register

NO	ASSET DESCRIPTION	CATEGORY	FINANCING SOURCE	LOCATION	ASSIGNED TO	TAG NUMBER	SUPPLIER NAME	DATE OF PURCHASE	Currency	PURCHASE VALUE (GHS)	EXCH RATE	PURCHASE VALUE (USD)
1	Laptop HP Emy Core i7, 8 GB Ram, 1 TB HDD, DVD/Blu, 15.6"	Computer Equipment	Start Up Grant	National Programme Coordinator	Roy Ayariga							
64	Visitors' Chair	Furniture & Fittings	IFAD Loan	National Programme Coordinator	Roy Ayariga	PCU/FF/0006	Compsiste Ltd	02/07/2015	GHS	4,000.00	3.87	1,034.42
65	Office Desk (Trelava with Return)	Furniture & Fittings	IFAD Loan	Secretary	Edith Adomako	PCU/FF/0007	The Furniture Outlet	05/09/2016	GHS	1,250.00	3.7994	329.00
66	Executive Swivel Chair (Alex H)	Furniture & Fittings	IFAD Loan	Secretary	Edith Adomako	PCU/FF/0008	Alban Logistics	09/07/2015	GHS	1,560.76	3.7994	410.79
67	Swivel Chair (COFF)	Furniture & Fittings	IFAD Loan	Secretary	Edith Adomako	PCU/FF/0009	Alban Logistics	09/07/2015	GHS	1,697.42	3.7994	446.76
68	Executive Swivel Chair(Alex H visitors)	Furniture & Fittings	IFAD Loan	Secretary	Edith Adomako	PCU/FF/0010	Alban Logistics	09/07/2015	GHS	1,148.25	3.7994	302.22
69	Hans St Coffee Table	Furniture & Fittings	IFAD Loan	National Programme Coordinator	Roy Ayariga	PCU/FF/0094	Alban Logistics	09/07/2015	GHS	1,561.63	3.7994	411.02
70	Hans St Coffee Table	Furniture & Fittings	IFAD Loan	National Programme Coordinator	Roy Ayariga	PCU/FF/0095	Alban Logistics	09/07/2015	GHS	286.60	3.7994	75.43
71	Hans St Coffee Table	Furniture & Fittings	IFAD Loan	National Programme Coordinator	Roy Ayariga	PCU/FF/0096	Alban Logistics	09/07/2015	GHS	286.60	3.7994	75.43
72	2-Seater Sofa Visitors' Chair	Furniture & Fittings	IFAD Loan	Secretary	Dominic Tano	PCU/FF/0011	Alban Logistics	09/07/2015	GHS	1,203.38	3.7994	316.73
73	L-Shape Office Desk (Miller)	Furniture & Fittings	IFAD Loan	Procurement Manager	Dominic Tano	PCU/FF/0012	Alban Logistics	09/07/2015	GHS	9,098.86	3.7994	2,394.82
74	Swivel Chair (Men H Managers)	Furniture & Fittings	IFAD Loan	Procurement Manager	Dominic Tano	PCU/FF/0013	Alban Logistics	09/07/2015	GHS	1,577.69	3.7994	415.25
75	Visitors' Chair (LOC M)	Furniture & Fittings	IFAD Loan	Procurement Manager	Dominic Tano	PCU/FF/0014	Alban Logistics	09/07/2015	GHS	906.79	3.7994	238.67
76	Visitors' Chair (LOC M)	Furniture & Fittings	IFAD Loan	Procurement Manager	Dominic Tano	PCU/FF/0015	Alban Logistics	09/07/2015	GHS	906.79	3.7994	238.67
77	L-Shape Office Desk (Miller)	Furniture & Fittings	IFAD Loan	Value Chain Manager	Value Chain Manager	PCU/FF/0016	Alban Logistics	09/07/2015	GHS	9,098.86	3.7994	2,394.82
78	Swivel Chair (Men H Managers)	Furniture & Fittings	IFAD Loan	Value Chain Manager	Value Chain Manager	PCU/FF/0017	Alban Logistics	09/07/2015	GHS	1,577.69	3.7994	415.25
79	Visitors' Chair (LOC M)	Furniture & Fittings	IFAD Loan	Value Chain Manager	Value Chain Manager	PCU/FF/0018	Alban Logistics	09/07/2015	GHS	906.79	3.7994	238.67
80	Office Desk (Mahogany)	Furniture & Fittings	IFAD Loan	Value Chain	Isaac	PCU/FF/0019	Alban Logistics	09/07/2015	GHS	1,250.04	3.7994	329.01
81	Swivel Chair (COFF)	Furniture & Fittings	IFAD Loan	Value Chain	Isaac	PCU/FF/0020	Alban Logistics	09/07/2015	GHS	1,148.25	3.7994	302.22
82	Visitors' Chair (LOC M)	Furniture & Fittings	IFAD Loan	Value Chain	Isaac	PCU/FF/0021	Alban Logistics	09/07/2015	GHS	906.79	3.7994	238.67
83	Office Desk (Mahogany)	Furniture & Fittings	IFAD Loan	Accounts Office	Adi Samuel	PCU/FF/0022	Alban Logistics	09/07/2015	GHS	1,250.04	3.7994	329.01
84	Swivel Chair (COFF)	Furniture & Fittings	IFAD Loan	Accounts Office	Adi Samuel	PCU/FF/0023	Alban Logistics	09/07/2015	GHS	1,148.25	3.7994	302.22
85	Office Desk (Mahogany)	Furniture & Fittings	IFAD Loan	Accounts Office	Accounts Office	PCU/FF/0024	Alban Logistics	09/07/2015	GHS	1,250.04	3.7994	329.01
86	Swivel Chair (COFF)	Furniture & Fittings	IFAD Loan	Accounts Office	Accounts Office	PCU/FF/0025	Alban Logistics	09/07/2015	GHS	1,148.25	3.7994	302.22
87	Executive Swivel Chair(Alex H visitors)	Furniture & Fittings	IFAD Loan	Accounts Office	Accounts Office	PCU/FF/0026	Alban Logistics	09/07/2015	GHS	1,561.63	3.7994	411.02
88	Office Desk	Furniture & Fittings	IFAD Loan	Accounts Office	Usman Ayibba	PCU/FF/0027	The Furniture Outlet	05/09/2016	GHS	2,000.00	3.7994	513.24
89	Swivel Chair	Furniture & Fittings	IFAD Loan	Accounts Office	Usman Ayibba	PCU/FF/0028	The Furniture Outlet	05/09/2016	GHS	1,950.00	3.7994	513.24
90	Visitors' Chair	Furniture & Fittings	IFAD Loan	Accounts Office	Usman Ayibba	PCU/FF/0029	The Furniture Outlet	05/09/2016	GHS	1,250.00	3.7994	329.00
91	L-Shape Office Desk (Miller)	Furniture & Fittings	IFAD Loan	Financial Manager	Mark Awiah	PCU/FF/0030	Alban Logistics	09/07/2015	GHS	9,098.86	3.7994	2,394.82
92	Swivel Chair (Men H Managers)	Furniture & Fittings	IFAD Loan	Financial Manager	Mark Awiah	PCU/FF/0031	Alban Logistics	09/07/2015	GHS	1,577.69	3.7994	415.25
93	Visitors' Chair (LOC M)	Furniture & Fittings	IFAD Loan	Financial Manager	Mark Awiah	PCU/FF/0032	Alban Logistics	09/07/2015	GHS	906.79	3.7994	238.67
94	Visitors' Chair (LOC M)	Furniture & Fittings	IFAD Loan	Financial Manager	Mark Awiah	PCU/FF/0033	Alban Logistics	09/07/2015	GHS	906.79	3.7994	238.67
95	L-Shape Office Desk (Miller)	Furniture & Fittings	IFAD Loan	Infrastructure Manager's Office	Cheleau Barjajel	PCU/FF/0034	Alban Logistics	09/07/2015	GHS	9,098.86	3.7994	2,394.82
96	Swivel Chair (Men H Managers)	Furniture & Fittings	IFAD Loan	Infrastructure Manager's Office	Cheleau Barjajel	PCU/FF/0035	Alban Logistics	09/07/2015	GHS	1,577.69	3.7994	415.25
97	Visitors' Chair (LOC M)	Furniture & Fittings	IFAD Loan	Infrastructure Manager's Office	Cheleau Barjajel	PCU/FF/0036	Alban Logistics	09/07/2015	GHS	906.79	3.7994	238.67
98	Visitors' Chair (LOC M)	Furniture & Fittings	IFAD Loan	Infrastructure Manager's Office	Cheleau Barjajel	PCU/FF/0037	Alban Logistics	09/07/2015	GHS	906.79	3.7994	238.67
99	L-Shape Office Desk (Miller)	Furniture & Fittings	IFAD Loan	Policy, M&E Manager	K.B. Ouwusu-Sekyere	PCU/FF/0038	Alban Logistics	09/07/2015	GHS	9,098.86	3.7994	2,394.82
100	Swivel Chair (Men H Managers)	Furniture & Fittings	IFAD Loan	Policy, M&E Manager	K.B. Ouwusu-Sekyere	PCU/FF/0039	Alban Logistics	09/07/2015	GHS	1,577.69	3.7994	415.25
101	Visitors' Chair (LOC M)	Furniture & Fittings	IFAD Loan	Policy, M&E Manager	K.B. Ouwusu-Sekyere	PCU/FF/0040	Alban Logistics	09/07/2015	GHS	906.79	3.7994	238.67
102	Visitors' Chair (LOC M)	Furniture & Fittings	IFAD Loan	Policy, M&E Manager	K.B. Ouwusu-Sekyere	PCU/FF/0041	Alban Logistics	09/07/2015	GHS	906.79	3.7994	238.67
103	L-Shape Office Desk	Furniture & Fittings	IFAD Loan	Room 9	Room 9	PCU/FF/0042	The Furniture Outlet	27/04/2016	GHS	3,450.00	3.7994	908.04
104	Swivel Chair	Furniture & Fittings	IFAD Loan	Room 9	Room 9	PCU/FF/0043	The Furniture Outlet	27/04/2016	GHS	2,600.00	3.7994	684.32
105	Visitors' Chair	Furniture & Fittings	IFAD Loan	Room 9	Room 9	PCU/FF/0044	The Furniture Outlet	27/04/2016	GHS	1,200.00	3.7994	315.84
106	Visitors' Chair	Furniture & Fittings	IFAD Loan	Room 9	Room 9	PCU/FF/0045	The Furniture Outlet	27/04/2016	GHS	1,200.00	3.7994	315.84
107	Conference Chair (CO3)	Furniture & Fittings	IFAD Loan	Conference Room	Conference Room	PCU/FF/0046	Alban Logistics	09/07/2015	GHS	572.08	3.7994	150.57
108	Conference Chair (CO3)	Furniture & Fittings	IFAD Loan	Conference Room	Conference Room	PCU/FF/0047	Alban Logistics	09/07/2015	GHS	572.08	3.7994	150.57
109	Conference Chair (CO3)	Furniture & Fittings	IFAD Loan	Conference Room	Conference Room	PCU/FF/0048	Alban Logistics	09/07/2015	GHS	572.08	3.7994	150.57

Fixed Asset Register

NO	ASSET DESCRIPTION	CATEGORY	FINANCING SOURCE	LOCATION	ASSIGNED TO	TAG NUMBER	SUPPLIER NAME	DATE OF PURCHASE	Currency	PURCHASE VALUE (GHS)	EXCH RATE	PURCHASE VALUE (USD)
1	Laptop HP Envy Core i7, 8 GB Ram, 1 TB HDD, DVD/RAW, 15.6"	Computer Equipment	Start Up Grant	National Programme	Roy Ayariga		Compuiste Ltd	02/07/2015	GHS	4,000.00	3.87	1,034.42
110	Conference Chair (CO3)	Furniture & Fittings	IFAD loan	Conference Room	Conference Room	PCU/FF/0049	Alban Logistics	09/07/2015	GHS	572.08	3.7994	150.57
111	Conference Chair (CO3)	Furniture & Fittings	IFAD loan	Conference Room	Conference Room	PCU/FF/0050	Alban Logistics	09/07/2015	GHS	572.08	3.7994	150.57
112	Conference Chair (CO3)	Furniture & Fittings	IFAD loan	Conference Room	Conference Room	PCU/FF/0051	Alban Logistics	09/07/2015	GHS	572.08	3.7994	150.57
113	Conference Chair (CO3)	Furniture & Fittings	IFAD loan	Conference Room	Conference Room	PCU/FF/0052	Alban Logistics	09/07/2015	GHS	572.08	3.7994	150.57
114	Conference Chair (CO3)	Furniture & Fittings	IFAD loan	Conference Room	Conference Room	PCU/FF/0053	Alban Logistics	09/07/2015	GHS	572.08	3.7994	150.57
115	Conference Chair (CO3)	Furniture & Fittings	IFAD loan	Conference Room	Conference Room	PCU/FF/0054	Alban Logistics	09/07/2015	GHS	572.08	3.7994	150.57
116	Conference Chair (CO3)	Furniture & Fittings	IFAD loan	Conference Room	Conference Room	PCU/FF/0055	Alban Logistics	09/07/2015	GHS	572.08	3.7994	150.57
117	Office Desk	Furniture & Fittings	IFAD loan	GENERAL OFFICE 1	GENERAL OFFICE 1	PCU/FF/0056	The Furniture Outlet	05/09/2016	GHS	2,000.00	3.7994	526.40
118	Office Desk	Furniture & Fittings	IFAD loan	GENERAL OFFICE 1	GENERAL OFFICE 1	PCU/FF/0057	The Furniture Outlet	05/09/2016	GHS	2,000.00	3.7994	526.40
119	Office Desk	Furniture & Fittings	IFAD loan	GENERAL OFFICE 1	GENERAL OFFICE 1	PCU/FF/0058	The Furniture Outlet	05/09/2016	GHS	2,000.00	3.7994	526.40
120	Office Desk	Furniture & Fittings	IFAD loan	GENERAL OFFICE 1	GENERAL OFFICE 1	PCU/FF/0059	The Furniture Outlet	05/09/2016	GHS	2,000.00	3.7994	526.40
121	Swivel Chair	Furniture & Fittings	IFAD loan	GENERAL OFFICE 1	GENERAL OFFICE 1	PCU/FF/0060	The Furniture Outlet	05/09/2016	GHS	2,600.00	3.7994	684.32
122	Swivel Chair	Furniture & Fittings	IFAD loan	GENERAL OFFICE 1	GENERAL OFFICE 1	PCU/FF/0061	The Furniture Outlet	05/09/2016	GHS	1,950.00	3.7994	513.24
123	Swivel Chair	Furniture & Fittings	IFAD loan	GENERAL OFFICE 1	GENERAL OFFICE 1	PCU/FF/0062	The Furniture Outlet	05/09/2016	GHS	1,950.00	3.7994	513.24
124	Swivel Chair	Furniture & Fittings	IFAD loan	GENERAL OFFICE 1	GENERAL OFFICE 1	PCU/FF/0063	The Furniture Outlet	05/09/2016	GHS	1,950.00	3.7994	513.24
125	Swivel Chair	Furniture & Fittings	IFAD loan	GENERAL OFFICE 1	GENERAL OFFICE 1	PCU/FF/0064	The Furniture Outlet	05/09/2016	GHS	1,950.00	3.7994	513.24
126	Visitors' Chair	Furniture & Fittings	IFAD loan	GENERAL OFFICE 1	GENERAL OFFICE 1	PCU/FF/0065	The Furniture Outlet	05/09/2016	GHS	1,950.00	3.7994	513.24
127	Visitors' Chair	Furniture & Fittings	IFAD loan	GENERAL OFFICE 1	GENERAL OFFICE 1	PCU/FF/0066	The Furniture Outlet	05/09/2016	GHS	1,200.00	3.7994	315.84
128	Visitors' Chair	Furniture & Fittings	IFAD loan	GENERAL OFFICE 1	GENERAL OFFICE 1	PCU/FF/0067	The Furniture Outlet	05/09/2016	GHS	1,250.00	3.7994	329.00
129	Visitors' Chair	Furniture & Fittings	IFAD loan	GENERAL OFFICE 1	GENERAL OFFICE 1	PCU/FF/0068	The Furniture Outlet	05/09/2016	GHS	1,250.00	3.7994	329.00
130	Visitors' Chair	Furniture & Fittings	IFAD loan	GENERAL OFFICE 1	GENERAL OFFICE 1	PCU/FF/0069	The Furniture Outlet	05/09/2016	GHS	1,250.00	3.7994	329.00
131	Visitors' Chair	Furniture & Fittings	IFAD loan	GENERAL OFFICE 1	GENERAL OFFICE 1	PCU/FF/0070	The Furniture Outlet	05/09/2016	GHS	1,250.00	3.7994	329.00
132	L-Shape Office Desk	Furniture & Fittings	IFAD loan	GENERAL OFFICE 2	GENERAL OFFICE 2	PCU/FF/0071	The Furniture Outlet	27/04/2016	GHS	3,450.00	3.7994	908.04
133	L-Shape Office Desk	Furniture & Fittings	IFAD loan	GENERAL OFFICE 2	GENERAL OFFICE 2	PCU/FF/0072	The Furniture Outlet	05/09/2016	GHS	2,000.00	3.7994	526.40
134	Office Desk	Furniture & Fittings	IFAD loan	GENERAL OFFICE 2	GENERAL OFFICE 2	PCU/FF/0073	The Furniture Outlet	05/09/2016	GHS	2,000.00	3.7994	526.40
135	Office Desk	Furniture & Fittings	IFAD loan	GENERAL OFFICE 2	GENERAL OFFICE 2	PCU/FF/0074	The Furniture Outlet	05/09/2016	GHS	2,000.00	3.7994	526.40
136	Office Desk	Furniture & Fittings	IFAD loan	GENERAL OFFICE 2	GENERAL OFFICE 2	PCU/FF/0075	The Furniture Outlet	05/09/2016	GHS	2,000.00	3.7994	526.40
137	Swivel Chair	Furniture & Fittings	IFAD loan	GENERAL OFFICE 2	GENERAL OFFICE 2	PCU/FF/0076	The Furniture Outlet	05/09/2016	GHS	1,950.00	3.7994	513.24
138	Swivel Chair	Furniture & Fittings	IFAD loan	GENERAL OFFICE 2	GENERAL OFFICE 2	PCU/FF/0077	The Furniture Outlet	05/09/2016	GHS	1,950.00	3.7994	513.24
139	Swivel Chair	Furniture & Fittings	IFAD loan	GENERAL OFFICE 2	GENERAL OFFICE 2	PCU/FF/0078	The Furniture Outlet	05/09/2016	GHS	1,200.00	3.7994	315.84
140	Visitors' Chair	Furniture & Fittings	IFAD loan	GENERAL OFFICE 2	GENERAL OFFICE 2	PCU/FF/0079	The Furniture Outlet	05/09/2016	GHS	1,250.00	3.7994	329.00
141	Visitors' Chair	Furniture & Fittings	IFAD loan	GENERAL OFFICE 2	GENERAL OFFICE 2	PCU/FF/0080	The Furniture Outlet	05/09/2016	GHS	1,250.00	3.7994	329.00
142	Visitors' Chair	Furniture & Fittings	IFAD loan	GENERAL OFFICE 2	GENERAL OFFICE 2	PCU/FF/0081	The Furniture Outlet	05/09/2016	GHS	1,250.00	3.7994	329.00
143	Visitors' Chair	Furniture & Fittings	IFAD loan	GENERAL OFFICE 2	GENERAL OFFICE 2	PCU/FF/0082	The Furniture Outlet	05/09/2016	GHS	1,250.00	3.7994	329.00
144	Visitors' Chair	Furniture & Fittings	IFAD loan	GENERAL OFFICE 2	GENERAL OFFICE 2	PCU/FF/0083	The Furniture Outlet	05/09/2016	GHS	1,950.00	3.7994	513.24
145	Swivel Chair	Furniture & Fittings	IFAD loan	GENERAL OFFICE 2	GENERAL OFFICE 2	PCU/FF/0084	Alban Logistics	09/07/2015	GHS	1,490.47	3.7994	392.29
146	Round Top Kitchen Table (FLAN-NTA)	Furniture & Fittings	IFAD loan	Kitchen	Kitchen	PCU/FF/0085	Alban Logistics	09/07/2015	GHS	189.97	3.7994	50.00
147	Kitchen Chair (FLAN-NTA)	Furniture & Fittings	IFAD loan	Kitchen	Kitchen	PCU/FF/0086	Alban Logistics	09/07/2015	GHS	189.97	3.7994	50.00
148	Kitchen Chair (FLAN-NTA)	Furniture & Fittings	IFAD loan	Kitchen	Kitchen	PCU/FF/0087	Alban Logistics	09/07/2015	GHS	189.97	3.7994	50.00
149	Kitchen Chair (FLAN-NTA)	Furniture & Fittings	IFAD loan	Kitchen	Kitchen	PCU/FF/0088	Alban Logistics	09/07/2015	GHS	189.97	3.7994	50.00
150	Kitchen Chair (FLAN-NTA)	Furniture & Fittings	IFAD loan	Kitchen	Kitchen	PCU/FF/0089	Alban Logistics	09/07/2015	GHS	1,105.28	3.7994	290.91
151	3 in 1 Stainless Steel Waiting Chair	Furniture & Fittings	IFAD loan	Conference Room	Conference Room	PCU/FF/0090	Alban Logistics	09/07/2015	GHS	8,582.69	3.7994	2,250.30
152	Conference Table (Aes)	Furniture & Fittings	IFAD loan	Financial Manager	Financial Manager	PCU/FF/0091	The Furniture Outlet	07/07/2016	GHS	436.50	3.7994	114.89
153	IM Act Round Meeting Table (Coffee)	Furniture & Fittings	IFAD loan	Financial Manager	Financial Manager	PCU/FF/0092	The Furniture Outlet	07/07/2016	GHS	436.50	3.7994	114.89
154	W/A Fabric Meeting Chair (Black)	Furniture & Fittings	IFAD loan	Financial Manager	Financial Manager	PCU/FF/0093	The Furniture Outlet	07/07/2016	GHS	436.50	3.7994	114.89
155	W/A Fabric Meeting Chair (Black)	Furniture & Fittings	IFAD loan	Financial Manager	Financial Manager	PCU/FF/0094	The Furniture Outlet	07/07/2016	GHS	436.50	3.7994	114.89
156	HP Intel i3 Desktop Computer	Computer Equipment	IFAD loan	Receptionist	Receptionist	PCU/CE/0001	Tuvailo Ltd	05/08/2016	GHS	3,290.00	3.80	865.93
157	Nasco 50 inch Smart Television	Office Equipment	IFAD loan	Secretary Office	Secretary Office	PCU/OE/0016	Maspint Enterprise	18/08/2016	GHS	5,111.25	3.80	1,345.28
158	Icon 13.5kg Water Dispenser	Office Equipment	IFAD loan	Conference Room	Conference Room	PCU/OE/0017	Maspint Enterprise	18/08/2016	GHS	850.00	3.95	215.30
159	Icon 13.5kg Water Dispenser	Office Equipment	IFAD loan	Conference Room	Conference Room	PCU/OE/0018	Maspint Enterprise	18/08/2016	GHS	850.00	3.95	215.30
160	Icon 13.5kg Water Dispenser	Office Equipment	IFAD loan	Conference Room	Conference Room	PCU/OE/0019	Maspint Enterprise	18/08/2016	GHS	850.00	3.95	215.30
161	Samsung 20L Microwave	Office Equipment	IFAD loan	Kitchen	Kitchen	PCU/OE/0020	Maspint Enterprise	18/08/2016	GHS	825.00	3.95	208.97

Fixed Asset Register

NO	ASSET DESCRIPTION	CATEGORY	FINANCING SOURCE	LOCATION	ASSIGNED TO	TAG NUMBER	SUPPLIER NAME	DATE OF PURCHASE	Currency	PURCHASE VALUE (GHS)	EXCH RATE	PURCHASE VALUE (USD)
1	Laptop HP Envy Core i7, 8 GB Ram, 1 TB HDD, DVD/Blu-ray 15.6"	Computer Equipment	Start Up Grant	National Programme Coordinator	Roy Awariga	PCU/OE/0021	CompuSite Ltd	02/07/2015	GHS	4,000.00	3.87	1,034.42
162	Flip Chart Stand	Office Equipment	IFAD loan	Policy, M&E Office	K.B Ovwusu-Sekeye	PCU/OE/0021	Maspint Enterprise	18/08/2016	GHS	550.00	3.95	139.31
163	Canon IR3235 Heavy Duty Photocopier	Office Equipment	RTIMP	GENERAL OFFICE 2	GENERAL OFFICE 2	MOFA/IFAD/RTIMP/OE/0223						
164	HP LaserJet P2055d Printer	Office Equipment	RTIMP	Procurement Manager	Dominic Tano	MOFA/IFAD/RTIMP/OE/185						
165	DELL LAPTOP	Computer Equipment	IFAD loan	Stores	Stores	PCU/CE/0019	IT Market Limited	26/11/2016	GHS	2,127.66	3.95	538.92
166	DELL LAPTOP	Computer Equipment	IFAD loan	Stores	Stores	PCU/CE/0020	IT Market Limited	26/11/2016	GHS	2,127.66	3.95	538.92
167	DELL LAPTOP	Computer Equipment	IFAD loan	Finance Office	Adu Boahen	PCU/CE/0021	IT Market Limited	26/11/2016	GHS	2,127.66	3.95	538.92
168	DELL LAPTOP	Computer Equipment	IFAD loan	Finance Office	Patrick Frimpong	PCU/CE/0024	IT Market Limited	26/11/2016	GHS	2,127.66	3.95	538.92
169	DELL LAPTOP	Computer Equipment	IFAD loan	Stores	Manso	PCU/CE/0025	IT Market Limited	26/11/2016	GHS	2,127.66	3.95	538.92
170	DELL LAPTOP	Computer Equipment	IFAD loan	Southern Zone-Admin	Isaac Okwanning	PCU/CE/0026	IT Market Limited	26/11/2016	GHS	2,127.66	3.95	538.92
171	DELL LAPTOP	Computer Equipment	IFAD loan	Southern Zone-Infrastructure	Kwabena Otiobere Ohi	PCU/CE/0027	IT Market Limited	26/11/2016	GHS	2,127.66	3.95	538.92
172	DELL LAPTOP	Computer Equipment	IFAD loan	Central Zone-M&E	Patrick Ofori	PCU/CE/0028	IT Market Limited	26/11/2016	GHS	2,127.66	3.95	538.92
173	DELL LAPTOP	Computer Equipment	IFAD loan	Central Zone-Infra	Sallya Subastian	PCU/CE/0029	IT Market Limited	26/11/2016	GHS	2,127.66	3.95	538.92
174	DELL LAPTOP	Computer Equipment	IFAD loan	N/A	Patrick Frimpong	PCU/CE/0030	IT Market Limited	26/11/2016	GHS	2,127.66	3.95	538.92
175	DELL LAPTOP	Computer Equipment	IFAD loan	Finance Office-PTM	Manso	PCU/CE/0031	IT Market Limited	26/11/2016	GHS	2,127.66	3.95	538.92
176	DELL LAPTOP	Computer Equipment	IFAD loan	Central Zone-VC	Stores	PCU/CE/0032	IT Market Limited	26/11/2016	GHS	2,127.66	3.95	538.92
177	DELL LAPTOP	Computer Equipment	IFAD loan	Stores	Stores	PCU/CE/0033	IT Market Limited	26/11/2016	GHS	2,127.66	3.95	538.92
178	DELL SYSTEM UNIT	Computer Equipment	IFAD loan	Stores	Stores	PCU/CE/0034	IT Market Limited	26/11/2016	GHS	3,361.70	3.95	851.49
179	DELL MONITOR	Computer Equipment	IFAD loan	Secretariat	Catherine Koblah	PCU/CE/0041	IT Market Limited	26/11/2016	GHS	3,361.70	3.95	851.49
180	DELL SYSTEM UNIT	Computer Equipment	IFAD loan	Secretariat	Catherine Koblah	PCU/CE/0042	IT Market Limited	26/11/2016	GHS	3,361.70	3.95	851.49
181	EPSON PROJECTOR	Office Equipment	IFAD loan	Stores	Conference Room	PCU/CE/0035	IT Market Limited	26/11/2016	GHS	6,808.51	3.95	1,724.55
182	HP LASER JET PRO M402 DN	Computer Equipment	IFAD loan	Secretariat	Catherine Koblah	PCU/CE/0036	IT Market Limited	26/11/2016	GHS	919.15	3.95	232.81
183	HP LASER JET PRO M402 DN	Computer Equipment	IFAD loan	Proc. Manager's office	Dominic Tano	PCU/CE/0037	IT Market Limited	26/11/2016	GHS	919.15	3.95	232.81
184	HP LASER JET PRO M402 DN	Computer Equipment	IFAD loan	Southern Zone	Isaac Okwanning	PCU/CE/0038	IT Market Limited	26/11/2016	GHS	919.15	3.95	232.81
185	HP LASER JET PRO M402 DN	Computer Equipment	IFAD loan	Finance Manager's Office	Mark Awiah	PCU/CE/0039	IT Market Limited	26/11/2016	GHS	919.15	3.95	232.81
186	HP LASER JET PRO M402 DN	Computer Equipment	IFAD loan	Stores	Mark Awiah	PCU/CE/0040	IT Market Limited	26/11/2016	GHS	919.15	3.95	232.81
187	CANON PHOTOCOPIER	Office Equipment	IFAD loan	Finance Manager	Mark Awiah	PCU/CE/0042	IT Market Limited	26/11/2016	GHS	14,468.09	3.95	3,664.66
188	Scanner Pro 3500 F1	Computer Equipment	IFAD loan	Southern Zone	Isaac Okwanning	PCU/CE/0043	IT Market Limited	26/11/2016	GHS	2,127.66	3.95	538.92
189	Scanner Pro 3500 F1	Computer Equipment	IFAD loan	Secretariat	Catherine Koblah	PCU/CE/0044	IT Market Limited	26/11/2016	GHS	2,127.66	3.95	538.92
190	Scanner Pro 3500 F1	Computer Equipment	IFAD loan	National Programme	Roy Awariga	PCU/CE/0045	IT Market Limited	26/11/2016	GHS	2,127.66	3.95	538.92
191	Couch	Furniture & Fittings	IFAD loan	Coordinator	Roy Awariga		Palace Mall	11/04/2016	GHS	1,045.00	3.83	272.67
192	Air Conditioners- Dodowa Office	Office Equipment	IFAD loan	Southern Zone	Southern Zone		Modern Tech	22/12/2016	GHS	15,099.00	3.95	3,824.47
193	Microsoft Office 2016 & Kaspersky Antivirus	Computer Equipment	IFAD loan	National Programme	Roy Awariga		CAN WEST Ltd	28/12/2016	GHS	32,600.00	3.95	8,257.35
194	HP Envy Convertible PC (laptop)	Computer Equipment	IFAD loan	Coordinator	Roy Awariga		CompuSite Ltd	01/09/2016	GHS	2,716.00	3.80	714.85
195	LaserJet ProMFPN277dw Colour Printer	Computer Equipment	IFAD loan	Climate Change Adaptation Office, Tamale	Eric Twum	ZPON/CE/0001	Anchor Stationery	17/02/2017	GHS	2,400.00	4.50	533.14
196	Executive Office Desk	Furniture & Fittings	IFAD loan	Climate Change Adaptation Office, Tamale	Eric Twum	ZPON/FF/0001	Anchor Stationery	17/02/2017	GHS	2,900.00	4.50	644.22
197	Executive Swivel Chair	Furniture & Fittings	IFAD loan	Climate Change Adaptation Office, Tamale	Eric Twum	ZPON/FF/0002	Anchor Stationery	17/02/2017	GHS	3,000.00	4.50	666.43

Fixed Asset Register

NO	ASSET DESCRIPTION	CATEGORY	FINANCING SOURCE	LOCATION	ASSIGNED TO	TAG NUMBER	SUPPLIER NAME	DATE OF PURCHASE	Currency	PURCHASE VALUE (GHS)	EXCH RATE	PURCHASE VALUE (USD)
1	Laptop HP Envy Core i7, 8 GB Ram, 1 TB HDD, DVD/ROM, 15.6"	Computer Equipment	Start Up Grant	National Programme Coordinator	Roy Ayariga		Compuiste Ltd	02/07/2015	GHS	4,000.00	3.87	1,034.42
198	Visitors' Chair	Furniture & Fittings	IFAD Loan	Climate Change Adaptation Office, Tamale	Eric Twum	ZPON/FF/0003	Anchor Stationery	17/02/2017	GHS	980.00	3.79	258.58
199	Visitors' Chair	Furniture & Fittings	IFAD Loan	Climate Change Adaptation Office, Tamale	Eric Twum	ZPON/FF/0004	Anchor Stationery	17/02/2017	GHS	980.00	3.79	258.58
200	Single Door LG Refrigerator	Office Equipment	IFAD Loan	Climate Change Adaptation Office, Tamale	Eric Twum	ZPON/OE/0001	Anchor Stationery	17/02/2017	GHS	1,350.00	4.50	299.89
201	3 in 1 Office Cabinet	Furniture & Fittings	IFAD Loan	Climate Change Adaptation Office, Tamale	Eric Twum	ZPON/FF/0005	Anchor Stationery	17/02/2017	GHS	2,800.00	4.50	622.00
202	4x4 HARDBODY PICKUP	Vehicles	AESD	Zonal Infrastructure Officer	Safia Sebastian	GV 72-14						
203	Toyota Hilux 4x4 P-Up	Vehicles	NRGP	Climate Change Adaptation Manager	Eric Twum	GV 9-15	Toyota Ghana Limited	14/10/2015	USD			29,143.55
204	Toyota Hilux 4x4 P-Up	Vehicles	NRGP	Zonal Value Chain Officer	Pius Sanyari	GV 11-15	Toyota Ghana Limited	14/10/2015	USD			29,143.55
205	Toyota Hilux 4x4 P-Up	Vehicles	NRGP	Northern Zone, Tamale	Tamale Office	GV 12-15	Toyota Ghana Limited	14/10/2015	USD			29,143.55
206	Toyota Hilux 4x4 P-Up	Vehicles	NRGP	Zonal Infrastructure Officer	Kwabena Ochieng Obiri	GV 13-15	Toyota Ghana Limited	14/10/2015	USD			29,143.55
207	Toyota Hilux 4x4 P-Up	Vehicles	NRGP	Zonal Value Chain Officer	Edward Addo-Dankwa	GV 14-15	Toyota Ghana Limited	14/10/2015	USD			29,143.55
208	Toyota Hilux 4x4 P-Up	Vehicles	NRGP	Zonal M&E Officer	Patrick Ofori	GV 15-15	Toyota Ghana Limited	14/10/2015	USD			29,143.55
209	Toyota Hilux 4x4 P-Up	Vehicles	NRGP	Zonal M&E Officer	Edwin Favorsi	GV 16-15	Toyota Ghana Limited	14/10/2015	USD			29,143.55
210	Toyota Hilux 4x4 P-Up	Vehicles	NRGP	PCU	Unassigned	GV 298-14						
211	Toyota Hilux 4x4 P-Up	Vehicles	NRGP	PCU	Unassigned	GV 303-14						
212	Mitsubishi Navara	Vehicles	Provaccia	Central Zone, Kumasi	Unassigned	GV 785-14	Japan Motors	10/04/2013				60,201.76