



Nvivo in IOE

UNEG EPE – 12 November 2020

Introduction

IOE has used
Nvivo for a
range of
products
since 2016

Rationale for
adopting NVivo

Stakeholder demand for synthetic and complex evaluation products, which require the systematic review of a large number of documents



Development of a rigorous comparative methods in evaluation synthesis and annual reporting



Expected time savings



How we use Nvivo in IOE

Project Completion Report
Validations / Project
Performance Evaluation

- Upload of all documents related to the project
- Coding of all criteria or specific topic across all documents
- Allows to look at the evolution of all assessments all in one view/report

Evaluation Synthesis Report

- Text searches across documents that can be grouped in nodes for qualitative analysis

Corporate-Level Evaluations

- Upload of a large number of documents (policies and strategies)
- Categorization by time and by topic
- Text search supports time-efficient referencing and review

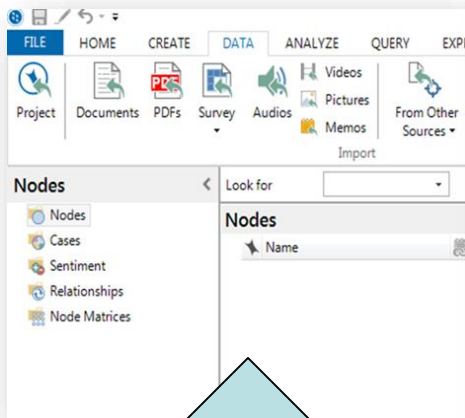
Overall experience



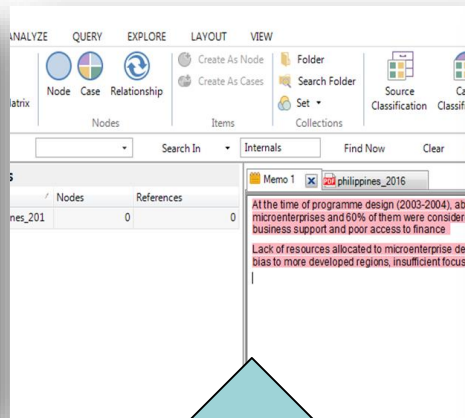
- ✓ Easy and intuitive interface
- ✓ Coding easy, but still time consuming
- ✓ Provides repository of sources and data
- ✓ Supports data mining and data aggregation
- ✓ Enables layered analysis
- ✓ Different authors can add their observations
- ✓ Quantification of observations
- ✓ Institutional memory
- ✓ Synthetic analysis still done outside the system



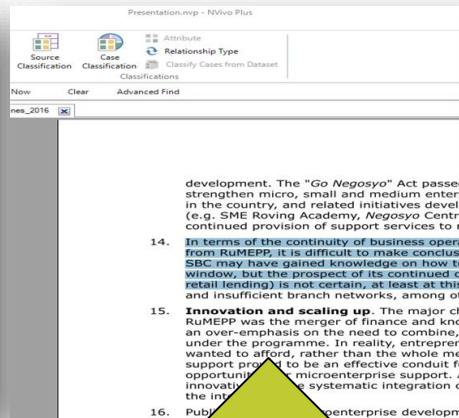
Positive features of NVivo



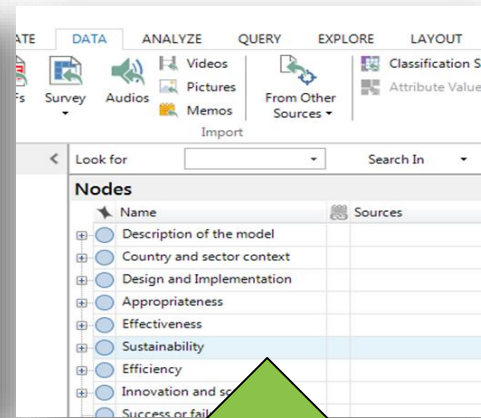
- Use as database/data repository;
- Stores source documents and coded data extracted in one place



- Allows finger-click summaries of text previously coded on particular topic across all source documents



- Facilitates instant text searches across all source documents uploaded into Nvivo (timesaving compared to Word)



- Allows categorization of source and subsequent interrogation of nodes for particular categories of source documents

Negative features of NVivo



Coding information in NVivo is more-time consuming than copy-pasting into Excel



Visually, data tabulated in Excel is easier to digest than the text format produced by NVivo



It is not a shortcut for synthesis/analysis of coded data



Limits the 'share-ability' of the database

Nvivo for Project Completion Report and Project Performance Evaluation

STRENGTHS

- Coding by PCRV/PPE heading → content readily available for a full analysis
- Reduce time needed to go back to documents for deep-dive analysis

WEAKNESSES

- Tables cannot be viewed when extracting a node, despite they were coded → need to go back to the coded source

OPPORTUNITIES

- Coded text / NVivo extracts could feed into other evaluations.

THREATS

- Bias towards the coded text → overlook / forget the wider context



Nvivo for Evaluation Synthesis and Corporate-Level evaluations

STRENGTHS



Identification of categories/activities in documents based on a pre-defined analytical grid



Analysis of case studies



Possibility to go back to original sources for deep-dive analysis (broader context, searching for patterns, etc.)



Screening of corporate strategies and policies for “topics” or “timeline”

WEAKNESSES




Qualitative analysis often based on a small sample of evaluations, hence NVivo does not always provide a competitive advantage



Nvivo for Annual Reports



- ✓ Create a database/data repository of all evaluations by year
- ✓ Coding of topics/criteria for all documents, allowing a historical/full view throughout time
- ✓ Facilitate text searches for ad hoc topics
- ✓ Categorization of source documents by ratings
- ✓ Create an NVivo reports by choosing documents/nodes and extract to a Word document



Thank you