

Country Technical Note on
Indigenous Peoples' Issues

Socialist Republic of Viet Nam



Country Technical Note on Indigenous Peoples' Issues – Socialist Republic of Viet Nam

Submitted by Phan Thi Hoan – Viet Nam

Table of contents

Summary.....	1
1. Information on Indigenous Peoples living in Viet Nam.....	2
2. Poverty among Indigenous Peoples.....	4
2.1. Ethnic minority poverty in Viet Nam.....	4
2.2. Characteristics of the poor ethnic minorities.....	6
2.3. Who are Viet Nam's poor peoples and where are they located?.....	6
2.4. Poverty lines used in Viet Nam.....	7
2.5. Analysis of poverty among ethnic minorities in Viet Nam.....	10
2.6. Social impact of COVID-19.....	11
2.7. Review of national policies and programmes.....	12
2.8. National strategy for rural poverty reduction.....	13
3. Law and policy on climate change.....	15
4. Political status and national legislation.....	16
5. International treaties, declarations and conventions ratified by Viet Nam.....	16
6. Regional, national and grassroots organizations and networks in the country.....	17
7. IFAD's work in the country with Indigenous Peoples.....	18
8. International organizations working in the country with IPs.....	26
8.1. Outreach and partnership possibilities with international NGOs.....	25
8.2. Opportunities for linkages with other donors and institutions working in the country with Ips.....	26
8.3. Coordination among ODA agencies.....	26
9. Good practices.....	28
10. Bibliography and relevant links.....	29
Annexes.....	32
<i>Annex 1: List of Ethnicities in Viet Nam</i>	
<i>Annex 2: EMs population in 2019 distributed by sex</i>	
<i>Annex 3: Percentage of poor and near-poor households of ethnic minorities in Viet Nam in 2018</i>	
<i>Annex 4: Multidimensional poverty line for 2022-2025</i>	

List of tables

<i>Table 1: Ethnic minority and language groups and mainly location region.....</i>	<i>3</i>
<i>Table 2: Ethnic minorities numbers and percentage in 6 socio-economic regions in Viet Nam.</i>	<i>3</i>
<i>Table 3: Number of poor households lacking access to basic social services nationwide in 2016 and 2019 (Unit: Household)</i>	<i>4</i>
<i>Table 4: Percentage of poor and near-poor ethnic minority households by region, urban, rural, and socio-economic region in 2018 (Unit: %)</i>	<i>7</i>

Acronyms and abbreviations

ADC	Agriculture and Forestry Research & Development Center for mountainous Region
ADB	Asian Development Bank
AFD	Agence Francaise de Développement
AMD	Adaptation to climate change in the Mekong Delta in Ben Tre and Tra Vinh Provinces
CARE	Cooperative for Assistance and Relief Everywhere
CEMA	Committee for Ethnic Minority and Mountainous Area Affairs
CC	Climate Change
CHIASE	Center of Help for Indigenous value promotion and Sustainable Environment
CIRUM	The Culture Identity and Resources Use Management
COSOP	The country strategic opportunities programme
CPRP	Commodity-oriented poverty reduction programme in Ha Giang Province
COVID-19	Coronavirus disease 2019
CSAT	Climate smart agriculture transformation project in the Mekong Delta
EM(s)	Ethnic Minority
GSO	General Statistic Office
INGO(s)	International Non-Governmental Organization
iSEE	Institute for Studies of Society, Economy and Development
IFAD	The International Fund for Agricultural Development
MDGs	Millennium Development Goals
MoSEDP	Market-oriented socio-economic development planning
MDP	Multidimensional Poverty
MOLISA	Ministry of Labor, Invalids, and Social Affairs
NDC	Nationally Determined Contribution
NGO(s)	Non-Governmental Organization
HH(s)	Household
ODA	Official Development Assistance
Oxfam	Oxford Committee for Famine Relief
SRD	Centre for Sustainable Rural Development
SPDP	Sustainable rural development for the poor project in Ha Tinh and Quang Binh Provinces
SEDP	Socio-Economic Development Plan
VNGO(s)	Vietnamese Non-Governmental Organization
UNDP	United Nations Development Programme
UN Women	The United Nations Entity for Gender Equality and the Empowerment of Women
UNDP	United Nation Development Programme
UN	United Nation
UNICEF	The United Nations Children's Fund
UNIDO	United Nations Industrial Development Organization
USAID	The United States Agency for International Development
JICA	Japan International Cooperation Agency

Summary

The goal of IFAD is to mobilize funds to increase food production and fulfilling nutritional requirements for low-income groups in developing countries, in which Ethnic Minorities¹ (EMs), who mainly live in rural and mountainous areas, are the highly prioritized groups. Therefore, it is necessary to update the Technical Note on Indigenous Peoples' Issues in the Socialist Republic of Viet Nam on various aspects of the issue of EM. This report aims to provide the most recent information on the issue of EM in Viet Nam in terms of the general situation, poverty reduction, impact of COVID-19, Government policies and programs as well as such as NGOs, ODA and IFAD in Viet Nam. Those are general knowledge about EMs in Viet Nam in the past 10 years to serve as a basis for IFAD to continue implementing programs and projects in this country.

Although accounting for only 14.7% of Viet Nam's population (in 2019), 53 EMs reside mostly in a quarter of the territory in the west midlands and mountains. The Communist Party and Vietnamese Government make the issue of ethnicity a priority, unifying and thoroughly grasping the idea of "Equal ethnic groups, solidarity, respect and mutual development" as clearly stated in Article 5 of the 2013 Constitution. Ethnic groups have the right to use their own language and script, preserve their national identity, and promote their fine customs, practices, traditions and culture. The Government carries out comprehensive development policies and creates conditions for ethnic minorities to promote their internal resources and develop together with the country. Ethnicity policies and programs are one of the priorities of the Vietnamese Government, in which the Committee for Ethnic Minority and Mountainous Area Affairs (CEMA)² is a ministerial-level agency, performing the state management of ethnic affairs in the whole country; state management of public services under the management of the CEMA in accordance with the laws of Viet Nam.

In the past 10 years, with the change in the identification and measurement of poverty as multidimensional poverty (MDP) and the extensive implementation of programs and projects to reduce poverty among ethnic minorities and mountainous areas, poverty reduction has been made many achievements. The rate of poor households in EM areas also tends to decrease, similar to the general poverty reduction trend of the country. However, compared with Kinh - Hoa, the poverty rate of other EMs is still high and there is persistent poverty in some ethnic groups. Some causes of poverty are identified as Geographical remoteness with limited market access; Having inadequate livelihood capital; Limited access to job opportunities in the labor market; Limited participation in the decision-making process of socio-economic development in the locality. Especially from 2020 until now, the COVID-19 pandemic has had negative impacts on the employment status, socio-economic life of Viet Nam in general, and ethnic minorities in particular. Due to the impact of the COVID-19 pandemic, 60.3% of non-poor ethnic minority households fell into income poverty in April 2020, higher than the corresponding rate of Kinh- Hoa are 46.4%.

¹ The Decree No. 05/2011/ND-CP dated January 14, 2011 of the Prime Minister on Ethnic Affairs has defined: "Ethnic minorities" are ethnic groups with a smaller population than the majority in the territory of the Socialist Republic of Viet Nam. "Majority ethnicity" is an ethnic group whose population accounts for more than 50% of the total population of the country, according to the national census. Accordingly, in Viet Nam, Kinh is the majority ethnic group, the remaining 53 ethnic groups are minorities. In the state management of ethnic affairs, the phrase "ethnic minorities" is uniformly used in the system of legal, administrative documents and the concept of Indigenous Peoples doesn't utilized.

² Committee for Ethnic Minority Affairs, formerly known as the Department of Ethnic Minority Affairs (established in Decree No. 359, dated September 9, 1946) with the function and task "Considering political and administrative issues belonging to the ethnic minorities in the country and tightening the friendship between the ethnic groups living in Viet Nam". According to the latest Decree, the Decree No. 13/2017/ND-CP dated February 10, 2017 stipulating the functions, tasks and organizational structure of the CEMA, this agency has: 1 minister (Mong people), 4 deputy ministers, 13 state management units, 3 units under the committee and 4 public non-business units.

The Vietnamese Government has implemented numerous programs and projects to develop the ethnic and mountainous areas, in which the latest one is the National Target Program for Socio-Economic Development in Ethnic Minority and Mountainous Areas for the 2021-2030 period. This comprehensive socio-economic development program has 12 key objectives, such as: promoting the potential advantages of ethnic minorities and mountainous areas to increase economic development, ensuring social security, reducing poverty, developing human resources, preserving cultural identity, and ensuring national security and national unity.

Besides, recognizing the impact of climate change, the Vietnamese Government joined and ratified the United Nations Framework Convention on Climate Change and the Kyoto Protocol, and gradually introduced and implemented policies and laws on climate change (CC) to proactively respond and minimize the impacts of this phenomenon.

In the fight against poverty and improving material and spiritual living standards for ethnic minorities, besides the role of the Government, there is also a contribution of partnerships, which are Vietnamese NGOs (Agriculture and Forestry Research & Development Center for mountainous Region -ADC, The Culture Identity and Resources Use Management - CIRUM...), INGOs (ActionAid, Oxfam...) and donors such as IFAD, JICA, UNDP...

Most recently, IFAD has signed *the country strategic opportunities program (COSOP) 2019-2025* with the Vietnamese Government in which the overall goal is to sustainably improve the incomes of core groups (poor smallholder farmers and their households; Ethnic minorities, subsistence farmers in upland areas and landless poor people) through market participation and reduced climate vulnerability. In the projects implemented by IFAD, the local-based commodity value chain approach has been applied. This approach is effective in practice, specifically in the case of the project *Commodity-oriented poverty reduction program (CPRP)* in Ha Giang, and the ongoing project *Climate-smart agricultural value chain development in Ben Tre and Tra Vinh provinces*.

1. Information on Indigenous Peoples living in Viet Nam

Viet Nam is a multi-ethnic country, with 54 ethnic groups having their official names recognized in the official document as ethnic groups in the country, issued under Decision No. 121-TCTK/PPCD dated 2 March 1979, of the Director-General of the General Statistics Office. The term 'Indigenous Peoples' is not used official in Viet Nam. Instead, these names have been officially used in state documents from 1979 to the present (*see also Annex 1*).

According to data from the most recent census - the 2019 Viet Nam Population and Housing Census (VPHC) , on April 1, 2019, Viet Nam has a total population of 96,208,984 people, of which there are 82,085,826 (85.3%) Kinh people, and 14,119,256 of 53 (14.7%) ethnic minorities, accounting respectively of the population of Viet Nam.

The 53 ethnic minorities belong to 8 different language groups, living mainly in mountainous and rural areas, and remote areas (*Table 1; Residence by specific province, see Annex 1*). From the data of the 2019 VPHC (Viet Nam Population and Housing Census), and the map of the distribution of 53 ethnic minorities in Viet Nam, it can be seen that the majority of ethnic minorities reside in mountainous areas in Viet Nam, especially in highlands, plateaus and midlands in the western part of the territory. Many ethnic groups live in the eastern coastal areas and the Mekong Delta, intermingled with the Kinh (Hoa, Ngai, Cham and Khmer).

Table 1: Ethnic minorities and language groups, populations and mainly location region

<i>Language group</i>	<i>Ethnic minority group</i>	<i>Mainly location region</i>
1. Viet – Muong (83,636,864 peoples, in which the Kinh population is 82,085,826)	Chứt, (Kinh), Mường, Thổ (4 groups)	(Exclude Kinh people) Northern Midlands and Mountains; the mountainous area of North Central Coast
2. Tay – Thai (5,046,517 peoples)	Bo Y, Giáy, Lào, Lự, Nùng, Sán Chay, Tày, Thái (8)	Northern Midlands and Mountains; The mountainous area of North Central Coast
3. Mon – Khmer (2,944,455 peoples)	Ba na, Brâu, Bru-Vân kiều, Chơ-ro, Co, Cơ-ho, Cơ-tu, Giétriêng, H'rê, Kháng, Khmer, Khơ mú, Mạ, Mảng, M'Nông, Ô-đu, Rơ-măm, Tà-ôi, Xinh-mun, Xơ-đăng, Xtiêng (21)	Central highlands and the mountainous area of North and South Central Coast; Southeast
4. Kadai (30,189 peoples)	Cờ lao, La chí, La ha, Pu péo (4)	Northern Midlands and Mountains
5. Mong – Dao (2,292,946 peoples)	Dao, Mông, Pà thên (3)	Northern Midlands and Mountains
6. Malayo-Polynesian (1,261,404 peoples)	Chăm, Chu-ru, Ê đê, Gia-rai, Ra-glai (5)	Central highlands; Lowland of South Central Coast.
7. Han (934,114 peoples)	Hoa, Ngái, Sán đìu. (3)	Mekong delta
8. Tibeto – Burman (58,588 peoples)	Cống, Hà Nhì, La hủ, Lô lô, Phù lá, and Si la (6)	Northern Midlands and Mountains

(Source: GSO, 2020 and calculated by the author)

Specifically, by region, 86.2% of the EMs live in rural areas and 13.8% in urban areas. By 6 socio-economic regions, EMs live largely in the Northern Midlands and Mountains (nearly 50%), followed by the Central Highlands, North Central Coast and Central Coast. The area with the fewest EMs residing is the Red River Delta (3.31%). (Table 2).

Table 2: Ethnic minorities numbers and percentage in 6 socio-economic regions in Viet Nam

<i>Socio-economic Region</i>	<i>Population</i>	<i>Percentage (%)</i>
1. Northern Midlands and Mountains	7,037,246	49.84
2. Central highlands	2,199,784	15.58
3. North and South Central Coast	2,075,922	14.70
4. Mekong Delta	1,310,007	9.29
5. Southeast	1,027,984	7.28
6. Red River Delta	467,313	3.31
Tổng	14,119,256	100

(Source: GSO, 2020 and calculated by the author)

From the official survey data at the national level³, the basic socio-economic situation of

³ Since 2015, with the goal of building an information system and statistics on the socio-economic status of 53 EMs to serve state management of ethnic affairs, the Vietnamese Government issued a Decision to carry out the Census and collect information on the socio-economic status of 53 EMs: Decision No. 02/QĐ-TTg dated January 5, 2015 of the Prime Minister on Approving the Project on Investigating and Collecting Information on the Socio-economic Status of 53 Ethnic Minorities. With a survey cycle every 5 years, on July 1 of the years with the last

the 53 ethnic minorities in Viet Nam up to 2019 can be drawn as follows.

On April 1, the 2019 census figures show that the total number of EMs is 14,119,256 people, of which 7,073,907 are male and 7,045,349 are female. There are 6 ethnic groups with a population of over 1 million people including Tay, Thai, Muong, Mong, Khmer and Nung. The Tay has the highest number, totaling 1,845,492 people. There are 14 ethnic groups with a very small population⁴ (under 10,000 people), including Pa Then, Chut, Lu, Lo Lo, Mang, Co Lao, Cong, Bo Y, Ngai, Si La, Brau, Pu Peo, O Du and Ro Mam, in which O Du is the ethnic group with the lowest population, with 428 people. In general, the average annual population growth rate for the period 2009-2019 of 53 EMs is 1.42%, higher than the national average growth rate of 0.28%, and 0.3% higher than the rate of Kinh people. The results of the survey to collect information on the socio-economic status of 53 ethnic minorities in 2019 (conducted by the GSO-General Statistics Office) show that the basic infrastructure has almost covered all villages and communes where EMs reside. Specifically, 99.5% of communes have health stations, of which 83.5% meet national standards; 97.2% of villages have electricity to the national grid and 91.3% of primary permanent schools. About 35.5% of EM households are poor and near-poor (near poverty); 36.9% of EM households receive financial or material support; 0.27% of EMs are addicted to drugs and 0.13% of people are infected with HIV/AIDS.

Regarding the housing and living conditions, 99.8% of households have houses, of which 79.2% are permanent or semi-permanent houses, 20.8% are unstable or simple houses. Among them, 26.2% of households live in traditional houses. There are 88.6% of households use hygienic water sources; 61.3% of households use the internet; 24.4% of households keep livestock and poultry under stilt house or next to the house; 19.7% of households borrowed preferential loans from the Viet Nam Bank for Social Policies.

2. Poverty among Indigenous Peoples

2.1. Poverty among Ethnic minorities in Viet Nam

- Poverty reduction in Viet Nam in general

Poverty reduction is a fundamental national goal of Viet Nam, the results of poverty reduction in the period 2016-2020 according to the new poverty line have made many achievements. MOLISA's (Ministry of Labor, Invalids, and Social Affairs) annual review of poor and near-poor households shows that the rate of income poverty reduction is on a significant downward trend.

In 2015, there were 2,351,463 poor households in the whole country, accounting for 9.88% of the population; The number of near-poor households was 1,231,669, accounting for 5.2%. By 2019, there was a witness fall notably in poor and near-poor households. Specifically, the total number of poor households was 984,764 households, of which income poverty is 917,559 households, the poor who lack access to basic social services is 67,205 households; The poverty rate is 3.75%; Near-poor households are 1,166,989 households, accounting for 4.45%.

numbers 4 and 9 chaired by the GSO. The CEMA monitors, supervises and uses information. The first survey was conducted in the first quarter of 2015, the second survey was conducted in 2019. The content collected basic information on the socio-economic situation of 53 EMs, from the population, economic, poverty, sociocultural, education, health and environmental, migration, religion, belief and security.

⁴ In addition to the general policies for ethnic minorities (mentioned in section 2.7 in this report), these ethnic minorities have a separate policy called "Project on supporting socio-economic development of ethnic minorities with a very small population for the period 2016-2025", approved by the Prime Minister under Decision No. 2086/QĐ-TTg dated October 31, 2016. The project's objectives are: to maintain, develop and enhance the status of ethnic minorities with a very small population; to eradicate hunger and reduce poverty, improve and enhance the material and spiritual life of the people in a sustainable way in order to gradually reduce the gap in development with other ethnic groups in the region; to build essential infrastructure in villages and hamlets where ethnic minorities live together; contribute to the national construction and defense, strengthen the unity bloc of the whole nation.

In addition, the calculation of indicators in Multidimensional Poverty - MDP has also been reported and showed that there was a significant improvement in access to health services, education, housing, living conditions and access to health services and information of poor households in Viet Nam in the years 2016-2019 through the trend of reducing the number of poor households lacking access to basic service access indicators (Table3).

Table 3: Number of poor households lacking access to basic social services nationwide in 2016 and 2019 (Unit: Household)

<i>Aspects</i>	<i>Indicators</i>	<i>2016</i>	<i>2019</i>
Total number of poor households		1,980,697	984,764
<i>In which, the number of poor households lacks indicators of:</i>			
<i>Healthcare</i>	Access to medical services	123,185	45,506
	Health Insurance	458,471	267,749
<i>Education</i>	Education level of adults	389,672	153,300
	School attendance status of children	134,447	54,503
<i>Housing</i>	Housing quality	740,822	311,915
	Residential area	571,941	291,920
<i>Living situation</i>	Source of living water	421,421	163,848
	Hygienic latrines/latrines	1,116,096	527,659
<i>Information access</i>	Using telecommunications services	422,261	205,103
	Assets for accessing information	339,168	185,358

(Source: MOLISA 2017, 2020).

- Poverty reduction in EMs.

The trend of reducing the proportion of poor and near-poor households also occurs among ethnic minorities in Viet Nam. However, in comparison with the national rate, the poverty and near-poor rates of EM households are still high.

In 2015, the rate of poor and near-poor households in EMs was 36.7% (of which the rate of poor households was up to 23.1%. About 13.6% of EM households were in the near-poor category). The results of the MDP index among ethnic minorities showed that the MDP rates of ethnic groups fell into the following ranges: 1 ethnic group namely, Bo Y, has an MDP rate of less than 10% (i.e., 6.2%). Likewise, there are 8 ethnic groups with an MDP rate of 10-19%; there are 19 ethnic groups with an MDP rate of more than 19 to 39%; 17 ethnic groups with a ratio of 40 - 59%, 7 ethnic groups with a rate of 60 -79%. Among the EMs, the Mong and La Hu ethnic groups have the highest MDP rates with 82.9% and 84.9% respectively (Phung Duc Tung et al, 2017).

In 2018, the rate of poor and near-poor households was quite high among ethnic minority households (35.5%), which was 3.5 times higher than the national rate (10.2%). Compared to 2015, the percentage of poor and near-poor EM households decreased by 1.2 percentage points. In general, the poverty rates among EMs have decreased compared to 2015, but the ethnic groups with the highest and lowest poverty rates have remained the same. The ethnic groups with the lowest poverty and near-poor rates are still the Hoa, Ngai, Cho Ro, Chu Ru, Brau and San Diu (poor households below 10%, at least the Hoa with 1.5 %). Up to 21 ethnic groups have the poverty rate and the near-poor rate of more than 50%, which means that more than half of the households are in poverty or are very likely to fall back into poverty. In which, the group with the highest percentage of poor and near-poor households is the Pa Then, Co, Xinh Mun, Mang, La Hu and Chut ethnic groups (all over 70%), especially the Chut ethnic group has the highest rate with 89.3% This is a very high rate, 9 out of 10 households are poor and near poor (*Annex 3*).

According to a research report of the World Bank Group (2019)⁵, the trend of MDP order is quite similar to the poverty order in general. Specifically, the groups with lowest MDP rates include Hoa, Cho Ro, San Diu, Khmer, Cham, and Muong; meanwhile, the groups with the highest MDP rate are the Kho Mu, Bru Van Kieu, Mong, Xinh Mun, Cor, and Xo Dang groups. The gap of the MDP index between the lowest and the highest groups is very large: the low group has the poverty index below 40%, of which Hoa is the lowest with 5.9%; All high groups have MDP index of over 80%, of which the Kho Mu group has the highest with 91.7%.

In April 2020, due to the impact of the COVID-19 pandemic, 60.3% of non-poor ethnic minority households fell into income poverty, which was higher than the corresponding rate of Kinh- Hoa are 46.4% (UN Women, 2021).

2.2. Characteristics of the poor ethnic minorities

From the findings in some reports (UNDP, 2016, 2018; World Bank, 2018, 2019), it is possible to identify the basic characteristics of the poor in ethnic minority areas as below:- Lack of connectivity to economic opportunities due to living in remote areas, although physical infrastructures have improved significantly.

- Earning to live mainly on agriculture and natural exploitation. The economic activities that depend mainly on natural resources which are increasingly dwindling is also very vulnerable to climate change, natural disasters. Therefore, it is very easy for them to fall into poverty and difficult to escape of poverty.

- Having poor sources of livelihood capitals: Residing in an area with poor livelihood potential or affected by resettlement or forest management and exploitation policies with limit access to natural resources. In addition, human capital (labour, knowledge, skills, reluctance to change, fear of taking risks when participating in market opportunities, deficient adaptability to changes) is slender; Livelihoods depend heavily on natural resources, with little production of goods.

- Low level of education, high dropout rate (especially from high school), the language barrier is more obvious - not fluent in Vietnamese.

- High birth rate, high child marriage rate.

- Little access to development support policies, programs and projects.

With ethnic groups under 10,000 people, these characteristics are even more evident, such as the Chut ethnic group - living in the rugged mountains in the west of Quang Binh province. This ethnic group used to live by shifting cultivation, animal husbandry and hunting and gathering. Today, residents know how to cultivate wet rice, but the economy is still mainly self-sufficient, gathering still plays an important role in life, the rate of child marriage is high (32.2%); the rate of trained workers with degrees and certificates is very low, reaching only 5.6%; The rate of out-of-school children is still high, 16.4%.

2.3. Who are Viet Nam's poor peoples and where are they located?

In 2018, by region: The percentage of poor and near-poor EM households in the border area was 1.5 times higher than in other areas, 48.4% compared to 34.4%; The poverty rate in rural areas is approximately four times higher than in urban areas (39.4% versus 11.0%). The North and South Central Coast regions have the highest percentage of poor and near-poor ethnic households. Nearly half (48.2%) of ethnic minority households in EM communes in this area are poor and near-poor. The two regions with the next highest rate of poor and near-poor households are the Northern Midlands and Mountains (39.1%) and the Central Highlands (35.5%). The percentage of poor and near-poor EM households is lowest in the Southeast with

⁵ Although the multidimensional poverty data for 16 ethnic groups is not calculated due to the small population (under 10,000), the MPI is not reliable because the sample of income is very small.

4.6% (Table 4).

Table 4: Percentage of poor and near-poor EM Households (HHs) by region, urban, rural, and socio-economic region in 2018 (Unit: %).

	<i>The rate of poor HHs</i>	<i>The rate of near poor HHs</i>	<i>Total percentage of poor and near-poor HHs</i>
EM HHs	22.3	13.2	35.5
Areas			
The border	34.2	14.2	48.4
Others	21.2	13.2	34.4
Rural, Urban			
Urban	6.3	4.7	11.0
Rural	24.8	14.6	39.4
Socio-economic regions			
1. North and South Central Coast	29.5	18.7	48.2
2. Northern Midlands and Mountains	25.5	13.6	39.1
3. Central highlands	22.2	13.3	35.5
4. Mekong Delta	12.3	11.9	24.2
5. Red River Delta	5.9	8.1	14.0
6. Southeast	2.6	2.0	4.6

Distribution by administrative unit (MOLISA, 2020): At the provincial level, the ranking of poverty levels among provinces and cities in 2019 shows that the 10 poorest provinces in descending order are Son La, Ha Giang, Dak Lak, Dien Bien, Nghe An, Cao Bang, Thanh Hoa, Quang Ngai, Gia Lai and Quang Nam. In which, Son La has 62,068 poor households. These provinces locate mainly in the Northern Midlands and Mountains, the Central Coast and the Central Highlands. As per the district level, 64 poor districts according to the Prime Minister's Resolution No. 30a/2008/NQ-CP dated December 27, 2008 also mostly belong to the above three regions. These areas get a number of programs to support rapid and sustainable poverty reduction by the Government.

Determining the multidimensional poverty situation by ethnicity in general, Decision No. 1227/QĐ-TTg of the Prime Minister (July 14, 2021) approved the list of ethnic groups still facing many difficulties and specific difficulties in the period of 2021 - 2025⁶. Specifically, according to the list, 32 ethnic groups still face many difficulties, including: La Hủ, Phù Lá, La Chí, Kháng, Hà Nhì, Xinh Mun, Co, Tà-Ôi, Cơ-Tu, Khơ mú, Bru- Vân Kiều, Mông, Raglai, Xơ-Đang, Mông, S'tiêng, Gia Rai, Dao, Nùng, Tày, Sán Chay, Lào, Giáy, Giẻ Triêng, Mường, Bahnar, Hrê, Chăm, Ê Đê, Cơ Ho, Khmer, Mạ. There are 14 ethnic groups with particular difficulties, including: Ó Đu, Brâu, Rơ Măm, Pu Péo, Si La, Cống, Bô Y, Cờ Lao, Mảng, Lô Lô, Chứt, Lự, Pà Thên, La Ha.

⁶ According to the regulations, the ethnic group still facing many difficulties are the EMs who live stably in the communes of zone III and the villages with special difficulties in the ethnic minority and mountainous areas according to the regulations 33/2020/QĐ-TTg dated November 12, 2020 of the Prime Minister and meets one of the following criteria: has a poverty rate 1.5 times or more higher than that of overall average poverty rate of 53 EMs; The proportion of people aged 15 years and older who cannot read or write in Vietnamese is 1.5 times higher than that average rate 53 EMs; have the mortality rate of children under 1 year old 1.5 times higher than that rate of 53 EMs. Ethnic groups with particular difficulties are EMs who live stably in communities in area III communes and villages with special difficulties in ethnic and mountainous areas according to the provisions of Decision No. Decision No. 33/2020/QĐ-TTg dated November 12, 2020 of the Prime Minister, with a population of less than 10,000 people.

2.4. Poverty lines used in Viet Nam

There are two main approaches to measure the poverty in Viet Nam, which are MOLISA's poverty line and the other used by General Statistics Office and the World Bank (GSO and WB). Both approaches have been used to monitor poverty change and plan policies for target groups. The GSO and WB measure the poverty by consumption through household survey data.

MOLISA's poverty line: The poverty line is the basis for measuring and monitoring the income and access to basic social services of the people, thereby serving as a basis for determining the target audience in the implementation of policies to reduce poverty, social security as well as planning other socio-economic policies. The MOLISA's poverty line is adjusted every 5 years based on the Government's financial capacity for poverty reduction. This poverty line is mainly used for the Government's poverty reduction target.

From 2011 to present (2022), the Vietnamese Government has adjusted the poverty line and multidimensional poverty for 3 times. In the period 2011-2020, poverty measurement methods and indicators in Viet Nam have changed, from focusing on income poverty then expanding to other dimensions, called multidimensional poverty (MDP).

- *In the period 2011-2015*, poverty is only measured by income (According to Decision No. 9/2021/QD-TTg dated January 30, 2011). Specifically, it is determined as follows:

- Poor HHs in Rural areas have an income of 400,000 VND/person/month or less and an income of 500,000 VND/person/month or less in Urban areas.
- Likewise, Near-poor Hhs in Rural areas have an income of 401,000 - 520,000 VND/person/month, and have income from 501,000 - 650,000 VND/person/month in Urban areas.

- *The poverty line for the 2016–2020 period* combines income poverty measurement and a MDP measure (Decision No. 59/2015/QD-TTg promulgating MDP levels applicable during 2016-2020). According to the Decision, there are two norms for MDP measuring.

- Income norm:
 - a. Poverty level: VND 700,000/person/month and VND 900,000/person/month in rural and urban areas, respectively;
 - b. Near-poverty level: VND 1,000,000/person/month and VND 1,300,000/person/month in rural and urban areas, respectively.
 - Norms on deprivation of access to 5 basic social services including: health; education; housing; clean water and sanitation; and information;

Indicators measuring the level of deprivation of access to basic social services (10 indicators): access to medical services; health insurance; education level of adults; school attendance of children; housing quality; average housing area per capita; residential water sources; hygienic latrines and toilets; telecom services; and assets to serve information access.

Thus, in comparison with the previous period, the poverty approach has expanded in many aspects, the MDP indicators reflect aspects of basic socio-economic conditions of households, on five main dimensions: Education and training, Education, Health, Housing, Living Conditions and Access to Information. For each of these dimensions, there are 2 measurement indicators and a specific way of determining the deficiency threshold. With this approach, the poverty reduction strategy should not only focus on raising incomes, but also promote and improve access to basic social services, and raise the living standard of the population in general to move closer to the millennium development goals.

- *In 2021-2025 period:* On January 27, 2021, the Government issued Decree No. 07/2021/ND-CP stipulating the MP line for the period of 2021-2025 and taking effect from March 15, 2021.

Norms for measuring MDP line for 2021 remain unchanged as the Government extends

the implementation of Decision No. 59/2015/QĐ-TTg dated November 19, 2015 on multidimensional poverty line for 2016-2020 period.

From 2022, the MDP line will apply the new norms as following: a) Income criteria: Rural areas: 1,500,000 VND/person/month; Urban areas: 2,000,000 VND/person/month. b) Criteria for the degree of lack of basic social services. Six basic social services including: access to job, Health, Education, Housing, Residential water and Sanitation, Information. There are 12 indicators measuring level of deprivation of access to basic social services: access to job, number of dependents, nutrition, health insurance, education level of adults, school attendance of children, housing quality, average housing area per capita, residential water sources, hygienic latrines and toilets, telecom services; and assets to serve information access.

Table 5: The levels of poor households, near-poor households and medium households applicable during 2016-2020, 2022-2025

	<i>Rural areas</i>	<i>Urban areas</i>
2016-2020		
<i>Poor HH</i>	- Having a monthly per capita income of VND 700,000 or lower; - Or: Having a monthly per capita income of between over VND 700,000 and VND 1,000,000 and deprived of at least 3 indicators measuring deprivation of access to basic social services.	- Having a monthly per capita income of VND 900,000 or lower; - Or: Having a monthly per capita income of between over VND 900,000 and VND 1,300,000 and deprived of at least 3 indicators measuring deprivation of access to basic social services.
<i>Near HH</i>	Having a monthly per capita income of over VND 700,000 and VND 1,000,000 and is deprived of less than 3 indicators measuring deprivation of access to basic social services;	Having a monthly per capita income of between over VND 900,000 and VND 1,300,000 and is deprived of less than 3 indicators measuring deprivation of access to basic social services.
<i>Medium HH</i>	having a monthly per capita income of between over VND 1,000,000 and VND 1,500,000	Having a monthly per capita income of between over VND 1,300,000 and VND 1,950,000.
2022-2025		
<i>Poor HH</i>	Having a monthly per capita income of VND 1,500,000 or lower and at least three indicators measuring deprivation of access to basic social services.	Having a monthly per capita income of VND 2,000,000 or lower and at least three indicators measuring deprivation of access to basic social services
<i>Near HH</i>	Having a monthly per capita income of 1,500,000 VND or less and lacking under three indicators measuring the extent of basic social service shortages.	Having a monthly per capita income of 2,000,000 VND or less and lacking under 03 indicators measuring the level of basic social service shortage.
<i>Medium HH</i>	Having a monthly per capita income of between over VND 1,500,000 to VND 2,250,000.	Having a monthly per capita income of between over VND 2,000,000 to VND 3,000,000.

In comparison to the previous period, the MDP line for the period 2022-2025 has expanded to measure the employment aspect, with two indicators: employment and dependents in the family. Besides, the index of measuring access to health services is replaced by the index of nutrition; and deficit thresholds also have more specific adjustments (*See Annex 4*).

The GSO and WB' poverty line: The GSO-WB poverty line was first calculated in 1993 based on consumption and basic needs. The data is taken from the Viet Nam survey Household

Living Standards Survey (VHLSS), in the period 2002 to 2010, GSO conducted the Survey every 2 years in even years. From 2011 to 2020, it is conducted annually. However, odd years only collect data on population, employment, and income. The GSO-WB poverty line in 2010 is 653,000 VND per one people in a month, the number for 2012 is 871,308 VND. Most recently, the expenditure poverty line in the VHLSS 2018 is 11,970,000 VND/person/year or 997,500 VND/person/month.

2.5. Analysis of poverty among ethnic minorities in Viet Nam

In the previous report, the five main causes of poverty were identified as isolation and marginalization; vulnerability to risks; insufficient livelihoods; unsustainable use of environment; lack of participation. In this period, on the basis of assessing factors affecting socio-economic development of ethnic groups, the causes of poverty are recognized in many aspects. There are two groups of influencing factors that are direct and indirect. The direct factor emphasizes on the characteristics of labor, land assets, educational status, access to credit, financial capital of the household, etc. In general, these are the internal characteristics, the capital source of the household.

Indirect factors are external contexts, including the infrastructure, market connections, shocks (natural disasters, diseases, inflation...), culture, customs, and policies of the state causes of poverty/not being able to escape poverty of EM households. This is a holistic and comprehensive approach that can both assess the subject and evaluate the objective context in the mutual relationship. With the multidimensional poverty approach, the ability of households to respond to changes and risks as well as livelihood capital are critical. On that basis, the assessment reports on poverty and poverty reduction by international organizations such as UNDP (2016) and the World Bank (2018 & 2019) show that there are a number of indirect and direct causes that are more prominently leading to persistent poverty among EM households.

- *Geographical distance and limited market access*: EM lives in remote areas with very difficult terrain. Although increased investment in infrastructure in the past 10 years, the livelihood in high mountains are being affected by the natural disasters that has caused many works to be degraded. That makes it difficult to connect with economic centers and labor market opportunities, making it difficult for them to improve their lives and access basic social services. For example, research in the Central Highlands - where many ethnic groups are concentrated with high poverty rates and slow poverty reduction - are characterized by long distances from home to markets, schools and health stations; women's reproductive health care is low. The Geographical distance is still an important factor leading to multidimensional poverty. At the same time, it also causes difficulty in accessing job opportunities and product consumption opportunities due to the lack of connection with economic centers.

- *Having inadequate livelihood capital*: some sources of livelihood capital that determine income growth are very limited, such as natural capital, human capital and financial capital. Specific manifestations of these three sources of capital are low education level, limited financial capacity, and quantity and terrain of land. Their low level of education makes them only able to work in agriculture-related and low-income jobs, and also limits the production of crops that require specialized skills. In fact, the survey shows that the poor households are those who usually have only one source of income from agricultural production. Besides, low financial capacity will force poor households to only grow crops that require modest inputs and quick turnaround. Therefore, in the mountains and highlands, although perennial crops will bring higher profits than cereal cultivation, they need financial capital because the harvest time is very long, so that poor households often focus on cereal farming. In addition, changes in policies, such as forest management and exploitation policies or affected by resettlement policies causes them access deficiently to land. Farming on uneven terrain and completely depending on nature also reduce crop productivity and output.

- *Limited access to job opportunities in the labor market*: The insufficient access to paid

and competitive job opportunities in the labor market are results of the limitation in educational attainment, language and cultural barriers and the fear of changing the living environment (low migration rate) that causes limitedly the diversification of livelihoods outside of agriculture, and therefore their income cannot be improved.

- *Limited participation in the decision-making process of socio-economic development in the locality.* This is due to the lack of ability to develop and maintain the active roles of community members such as village level officials, representatives of traditional institutions... Therefore, there is also a lack of Ems' voice in the local development decisions.

In general, the causes of poverty are mainly determined based on the analysis of quantitative data, determining the correlation between the data based on statistics through surveys and national surveys. Until now, there are still few studies showing the voices of the poor ethnic minorities on the causes of poverty and local solutions?

Income poverty is critical, as raising incomes can lead to higher living standards and multidimensional poverty reduction. Therefore, sustainable livelihood development remains a fundamental issue.

2.6. Social impact of COVID-19

According to the GSO, since the first case of COVID-19 infection was recorded in Viet Nam on January 23, 2020, until 16:00 on December 27, 2021, Viet Nam had 1,666,545 cases, of which 1,259,614 cases were cured and 31,418 cases died. In the two years 2020-2021, Viet Nam witnessed 4 waves of Covid-19 epidemic. In order to prevent the spread of the disease, the Government has introduced regulations to limit movement in the country and abroad, closed schools, suspended non-essential service facilities, and implement isolation and social distancing during peak outbreaks.

On the aspect of Vietnamese society in general, the UN assessment report shows that the Covid-19 pandemic has had a strong impact in 10 aspects: reducing the behavior of seeking health care services, reducing access to essential health care services; Limited access to clean water, sanitation and poor hygiene practices; Impact on the quality of education and holistic learning; Impact on livelihoods, food security and nutrition; Internal and cross-border migration face many obstacles; Limited access to social assistance and social protection; Pressure to take care of children, pregnant women, the elderly and people with disabilities; Impact on psychosocial health; Potential increase in violence against women and children; Gender issues (UN, 2020a, b, c). For ethnic minorities, the impact of Covid-19 has exacerbated the inherent difficulties in ethnic minority and mountainous areas in many aspects, from livelihood, labor - employment, health care, education...

A research report funded by UNDP & UN Women in Viet Nam (2021) shows more specific impacts of the Covid-19 pandemic on ethnic minorities in Viet Nam mainly on four main dimensions. Firstly, the impacts on employment-income: The COVID-19 pandemic has impacted the employment of 68.6% of ethnic minority households, compared with the corresponding proportion of Kinh-Hoa households of 58.4%. There are 16.5% of EM households with employees who have lost their jobs regularly and 64.7% of EM households with members who have lost their jobs several times due to the impact of the COVID-19 pandemic. In terms of income, ethnic minority households have more income decline than Kinh households. There are 70.3% of ethnic minority households experiencing income decline, 4.8 percentage points more than Kinh households (65.5%). The main causes are loss of jobs, interruption of farming, livestock and fishing activities; reduce household business activities and reduce output prices of agricultural production and business products.

Loss of jobs and reduced incomes lead to an increase in the proportion of poor and near-poor households. The World Bank's survey results show that, due to the impact of the COVID-19 pandemic, 60.3% of non-poor ethnic minority households fell into income poverty in April

2020, this rate is higher in comparison with the corresponding ratio of Kinh-Hoa households which is 46.4%.

Secondly, Children and households' access to education: increasing inequality in children's access to education in ethnic minority and mountainous areas. Schools have been closed to implement social distancing since February 2020, causing children to miss school, online learning widens the inequality gap in access to education. Because that way of learning requires a computer or smartphone connected to the internet – which is really difficult for children of the ethnic minorities, especially in areas with poor socio-economic conditions. Besides, the teaching staff is also not well prepared for online teaching. About 93% of teachers in ethnic minority areas said that they did not use modern technologies of “Digital Education”, teaching online before the COVID-19 pandemic (UNDP & UN Women, 2020). At the same time, the online curriculum is not uniform and often does not support instruction in ethnic minority languages.

Thirdly, Access to health care and health care services for women and children in ethnic minority areas: During the time of social distancing, many ethnic minority families have faced more difficulties in accessing health care services for their children. At 88% of commune health stations have to temporarily stop providing vaccination services; At the same time, it also temporarily suspends propaganda and guidance on children's health care and regular monitoring of the development of children under 5 years old (UNDP & UN Women, 2020).

Finally, the issue of violence against women and girls of ethnic minorities: social isolation and the concentration of medical forces for epidemic prevention have disrupted support services for cases of gender-based violence, and sexual violence such as medical care and psycho-emotional support for girls and women. In addition, the pandemic has made the burden of unpaid housework and care work for women in general and ethnic minority women even heavier.

Faced with these impacts, the Vietnamese Government quickly made decisions to promptly support groups affected by the pandemic. The types and forms of support are diverse based on the needs and conditions such as cash assistance in a 0% interest loans, interest rate reductions, fees, tax deferrals, money land use, suspension of social insurance payments, etc.

2.7. Review of national policies and programmes

The Vietnamese Government persistently and consistently implements the Party's viewpoints on the ethnic minority issue such as allethnicities are equal, united, respect and help each other to develop; maximize the strength of the great national unity; arouse the aspirations of national development, the will to self-reliance and national pride in the community of ethnic minorities, towards the goal of a prosperous Viet Nam.

The Government considers investment in socio-economic development as an important task for sustainable development, improve the material and spiritual life of people in ethnic minority and mountainous areas; contribute to gradually narrowing the gap in living standards and income of ethnic minorities compared with the national average and must be associated with the task of building a strong political system at the grassroots; strengthen defense and security potentials, firmly protect national border sovereignty, build a border line of peace, friendship, cooperation and development.

Based on this viewpoint, the Vietnamese government has launched and implemented numerous policies and programs that targets on increasing living standard of ethnic minorities.

Before the 2010s, the policies and programs were focused on the construction of hard infrastructure in extremely difficult areas, provided support of farming techniques, skills, health, knowledge and housing targeting poor or ethnic minority households through some programs such as 135, 134, 30a.

Since then, the policy on development of ethnic minority areas has expanded in many aspects

that are closer to the common Millennium Development Goals (MDGs). The first one can be mentioned is the Decision No. 1557/QĐ-TTg dated September 10, 2015, approving a number of targets to implement the MDGs for EMs associated with sustainable development goals after 2015. The main goals are to eradicate extreme poverty and hunger; to popularise primary education; to promote equality between men and women and empower women; to reduce child mortality; to improve maternal health; to prevent of HIV/AIDS, malaria and other diseases; to ensure environmental sustainability.

In addition, the government carries out some specific programs for very small ethnic groups (that have population less than 10, 000) by the Decision No. 2086/QĐ-TTg dated October 31, 2016 of the Prime Minister, approving the project on supporting socio-economic development of very small ethnic groups for the period 2016-2025. The project aims at maintaining, developing and enhancing the status of ethnic minorities; eradicating hunger and reducing poverty, improving and enhancing the material and spiritual life of the people in a sustainable way in order to gradually reduce the gap in development with other ethnic groups in the region; to build essential infrastructure in villages and hamlets where ethnic minorities live together; contributing to the cause of national construction and defense, consolidating the great national unity block. This Decision continues to be applied to 32 ethnic groups still facing many difficulties and 14 ethnic groups with specific difficulties living stably in communities in area III communes and extremely awkward villages (the list is approved by Decision No. 1227/QĐ-TTg dated July 14, 2021).

And most recently, the National Target Program for Socio-Economic Development in Ethnic Minority and Mountainous Areas for the 2021-2030 period, phase I: from 2021 to 2025, had been promulgated by the Prime Minister under Decision No. 1719/QĐ-TTg, October 14, 2021. This is a comprehensive socio-economic development program for ethnic minorities and mountainous areas in the present context of Viet Nam. The program has 12 key objectives such as: promoting the potential advantages of ethnic minorities and mountainous areas to increase economic development, ensuring social security, reducing poverty, developing human resource, preserving cultural identity, ensuring national security and national unity.

The above objectives will be obtained through 10 projects listing below, in some projects there are also sub-projects.

Project 1: Solving the shortage of residential land, houses, production land, water for daily life.

Project 2: Planning, arranging, arranging and stabilizing population in necessary places.

Project 3: Developing sustainable agricultural and forestry production, bringing into play the potentials and strengths of regions to produce goods along the value chain.

Project 4: Investing in essential infrastructure, serving production and life in ethnic minority and mountainous areas and public non-business units of the ethnic sector.

Project 5: Developing education and training to improve the quality of human resources.

Project 6: Preserving and promoting the fine traditional cultural values of ethnic minorities in association with tourism development.

Project 7: Taking care of people's health, improving the health and stature of ethnic minorities; child malnutrition prevention.

Project 8: Realizing gender equality and solving urgent problems for women and children.

Project 9: Investing to ethnic minority groups which are very few people and ethnic groups still face many difficulties.

Project 10: Doing communication, propaganda and advocacy in ethnic minority and mountainous areas. Checking, monitoring and evaluating the organization and implementation of the Program.

2.8. National strategy for rural poverty reduction

Rural poverty reduction is one of the most critical targets of the Vietnamese Government. To achieve the goal, the Government has launched and implemented numerous programs and policies after the Renovation (1986).

Before 2012, the core programs eliminating poverty are 135 and 30a programs⁷ which focus on infrastructure and livelihoods, including: Supporting investment in infrastructure; Supporting production, creating jobs, increasing income (including sending workers in poor districts to work abroad) in extremely difficult communes, border communes, safe zone communes, and villages with special difficulties.

From 2012 up till now, in the new economic-social context as well as the new way of measuring of poverty, the National Target Program on Sustainable Poverty Reduction (NTPSPR) has been launched and developed (Decision No. 1489/QĐ-TTg dated October 8, 2012 of the Prime Minister of Viet Nam) for 3 periods: 2012-2015, 2016-2020 (Decision No. 1722/QĐ-TTg Approving the National Target Program for Sustainable Poverty Reduction in the 2016-2020 period) and 2021-2025. Since there, the two former programs which focus on poverty reduction in mountainous and EMs areas are just projects of the NTPSPR.

Most of the policies in the period 2016-2020 are not new policies but have been inherited from the previous period. The goals of NTPSPR period 2016-2020 are to implement the goal of sustainable poverty reduction, limit the re-poverty; contribute to the realization of the goal of economic growth, ensuring social security, improving living standards, increasing people's incomes, especially in the poor areas; creating favorable conditions for the poor to have sufficient access to basic social services (health, education, housing, water and sanitation, access to information), contributing to the achievement of the goal of reducing the proportion of poor household poverty in the period 2016-2020 according to the Resolution proposed by the National Assembly.

The NTPSPR 2021-2025 set the same goal as the previous period and focus on the poverty reduction on poor districts and communes with special difficulties in the lowlands, coastal areas and islands. This phase has seven key projects:

Project 1: Support investment in development of socio-economic infrastructure in poor districts and communes with special difficulties in the lowlands, coastal areas and islands;

Project 2: Diversification of livelihoods, development of poverty reduction models;

Project 3: Support to develop production, improve nutrition;

⁷ 135 and 30a programs which are poverty reduction programs (PRP) named after the number of approved Decision are two key PRP in mountainous and ethnic minorities areas of the Vietnamese government. 135 program refers to the Decision 135/1998/QĐ-TTg “*The program of socio-economic development of communes with special difficulties in ethnic minority and mountainous areas*”, Hanoi, July 31, 1998. Program 135 has the general objective: “Quickly improve the material and spiritual life of EMs in mountainous and remote areas; create conditions to bring rural areas of these regions out of poverty, backwardness and underdevelopment, and integrate into the general development of the whole country; contribute to ensuring social order and safety, national security and defense”. Program 135 has gone through 4 phases which are: 1999-2005; 2006-2010; 2011-2015 and 2016-2020. In which, from 2016 - 2020, CT135 is a component project of the National Target Program on Sustainable Poverty Reduction, deployed in 2,139 communes and 3,973 villages.

30a programs refers to the Resolution No. 30a/NQ-CP “*On the program to support rapid and sustainable poverty reduction for 61 poor districts*”, Hanoi December 27, 2008. Based on statistics from the MOLISA, by the end of 2006, the whole country had 61 districts (including 797 communes and towns) belonging to 20 provinces with a poverty rate of over 50%, a population including 2.4 million people, of which over 90% are ethnic minorities, living scattered, low income (on average 2.5 million VND/person/year) mainly from agriculture production and poorly, lacking infrastructure. Therefore, the overall goal of the program is to create a faster change in the material and spiritual life of the poor and ethnic minorities in poor districts, ensuring that by 2020 it is on par with other districts in the region. The program focuses on supporting the development of sustainable agricultural and forestry production in market-orientation, making good use of local strengths, building socio-economic infrastructure suitable to the characteristics of each district; transforming economic structure and effective production organization forms according to planning...

Project 4: Developing vocational education and sustainable jobs;

Project 5: Housing support for poor and near-poor households in poor districts;

Project 6: Communication and poverty alleviation of information.

In sum, the NTPSPR has implemented projects for the improvement of the poor households' income and living standards to achieve the goal of reducing income poverty and multidimensional poverty to get sustainable development in general.

Besides, Poverty reduction goals are also integrated in a number of other programs and policies, in which there are the two most prominent programs: National Target Program on New Rural Development and National target program for socio-economic development in ethnic minority and mountainous areas in the 2021-2030 period that were mentioned on previous section. In these programs, poverty reduction and social security are two dimensions. The core contents of the programs aim at improving the material and spiritual life of people in rural areas, that means reducing the MDP.

3. Law and policy on climate change

According to climate change assessments, Viet Nam is one of five countries that will be seriously affected by climate change and sea level rise, in which two large rice bowls of the country, the Red River Delta and the Mekong River Delta, will be flooded heavily, especially in the Mekong Delta. If the sea level rises by 1 meter, about 10% of the population will be directly affected, the loss to GDP is about 10%. If the sea level rises by 3m, about 25% of the population will be directly affected and the loss to GDP is up to 25% (Ministry of Natural Resources and Environment, 2009). The consequences of climate change for Viet Nam are serious and present an existential threat to the goal of hunger eradication and poverty reduction, the implementation of the MDGs and the country's sustainable development.

Recognizing the impact of climate change, the Vietnamese Government soon joined and ratified the United Nations Framework Convention on Climate Change and the Kyoto Protocol, and gradually introduced and implemented policies and laws on climate change to proactively respond and minimize the impacts of climate change. Policies and laws on climate change are approved and implemented through separate programs, and are integrated into the legal policies of a number of directly related sectors and fields. From 2008 to now, Viet Nam has approved and implemented the following strategies and programs on climate change:

- 2008: The Vietnamese Government has implemented the National Target Program to respond to climate change (Implementation of Resolution No. 60/2007/NQ-CP dated December 3, 2007 of the Government.

- 2011: Approving the National Strategy on Climate Change (Decision No. 2139/QĐ-TTg of the Prime Minister, December 5, 2011). The objectives are: Promoting the capacity of the whole country, simultaneously implement solutions to adapt to the impacts of climate change and reduce greenhouse gas emissions, ensure the safety of people's lives and properties, aimed at sustainable development; Strengthening the capacity of people and natural systems to adapt to climate change, develop a low-carbon economy to protect and improve quality of life, ensure security and sustainable development countries in the context of global climate change and actively work with the international community to protect the earth's climate system.

- 2012, Approving the National Green Growth Strategy (Decision No. 1393/QĐ-TTg, September 25, 2012), with the objectives: Green growth, towards a low-carbon economy, making rich in natural capital becomes the mainstream in sustainable economic development; Reducing emissions and increasing the ability to absorb greenhouse gases have gradually become indispensable targets in socio-economic development.

- 2013, the Government promulgated the Law on Natural Disaster Prevention and Control (Law No. 33/2013/QH13, dated June 19, 2013), to respond to natural disasters, mainly phenomena caused by climate change.

- 2014: The Government promulgates the Law on Environmental Protection (Law No. 55/2014/QH13 dated June 23, 2014), in which chapter IV focuses on the content of responding to climate change (from articles 39 to articles 48).

- 2017: Decision No. 1670/QĐ-TTg, Approving the Target Program to respond to climate change and green growth for the 2016-2020 period (October 31, 2017).

- 2017: Decision No. 419/QĐ-TTg, Approving the National Program on GHG emission reduction through limiting forest loss and degradation; conservation, enhancement of carbon stocks and sustainable management of forest resources (REDD+) to 2030 (April 5, 2017). The main objective of the program is to contribute to the protection and improvement of the quality of natural forests, to expand the area and improve the quality of planted forests; associating with and integrated with the implementation of national targets on greenhouse gas emission reduction, forest protection and development, green growth; attracting international support, approaching the market for carbon credits; improving people's living standards and sustainable development of the country.

- 2020: On July 24, 2020, the Prime Minister approved Viet Nam's updated Nationally Determined Contribution (NDC).

- 2022: Decree No. 06/2022/ND-CP dated January 7, 2022 Regulations on mitigation of greenhouse gas emissions and protection of the ozone layer.

4. Political status and national legislation

Viet Nam is a multi-ethnic country that the Party and State pay attention and consider ethnic issues as a national policy. The 2013 Constitution of Viet Nam continued to emphasize requirements on ethnic policy with the provisions: all ethnicities are equal and united, to respect and help each other to develop; all acts of discrimination and ethnic division are strictly prohibited; Ethnic groups have the right to use their own language and script, and to preserve their national identity; promote their fine customs and cultural traditions; The State implements a policy of comprehensive development and creates conditions for ethnic minorities to promote their internal resources and develop together with the country.

According to the review of the CEMA, until 2020, there are 324 total number of legal documents with provisions related to ethnic minority affairs and policies, including: 6 articles in the 2013 Constitution; 85 Law and Code of law (267 articles); 05 resolutions of the National Assembly; 01 Resolution of the Standing Committee of the National Assembly, 52 Decrees of the Government; 11 Resolutions of the Government; 01 joint resolution between the Government and the Central Committee Viet Nam Fatherland Front; 118 Decisions of the Prime Minister; 49 joint Circulars; 2 Decisions of the Minister (CEMA, 2020).

At present, the system of policies and laws has covered comprehensively all fields and more suitable to reality, making an important contribution to promote socio-economic development, sustainable poverty reduction, education development, healthcare, population, culture, physical training, sports, tourism, building a political system at a strong base, ensuring national defense and security in ethnic minority areas and mountainous regions.

Most recently, the overall policy on ethnic minorities have been implemented through the National Target Program for Socio-Economic Development in Ethnic Minority and Mountainous Areas for the 2021-2030 period, phase I: from 2021 to 2025, had been promulgated by the Prime Minister under Decision No. 1719/QĐ-TTg, October 14, 2021, as mentioned above.

5. International treaties, declarations and conventions ratified by Viet Nam

Besides the treaties, declarations and conventions ratified by Viet Nam respectively in the years that mentioned in the report in 2012, such as:

- International Covenant on Civil and Political Rights (1982)
- International Covenant on Economic, Social and Cultural Rights (1982)
- International Convention on the Elimination of All Forms of Racial Discrimination (1982)
- Convention on the Elimination of All Forms of Discrimination against Women (1982)
- Convention on the Rights of the Child (1990)
- Convention on Biological Diversity (1994)
- Voted for the approval of the United Nations Declaration on the Rights of Indigenous Peoples (2007).

Viet Nam has also recognized the following treaties relating to human rights and climate change

- Convention on the Rights of Persons with Disabilities (2015).
- Convention against Torture and Other Cruel Inhuman or Degrading Treatment or Punishment (2015).
- United Nations Framework Convention on Climate Change (1994)
- The Kyoto Protocol (2002)
- The Paris Agreement on Climate (2016), committed to the Sendai Framework for Disaster Risk Reduction 2015-2030.

Viet Nam is committed to implement the “Nationally Determined Contribution” (NDC) which consists of two main components: mitigation of greenhouse gas emissions and adaptation to climate change with the target of reducing Green House Gas (GHG) emissions by 8% by 2030, or 25 per cent with international support.

6. Regional, national and grassroots organizations and networks in the country

In Viet Nam, there are number of NGOs that often focus on the issues of ethnic minorities, rural and mountainous areas, including:

1. Agriculture and Forestry Research & Development Center for Mountainous Region (ADC)

ADC was established from January 14th, 1991 according to Decision N₀ 124/TCCB of Minister of Education and Training on January 14th, 1991 and operating license No 046, granted on March 25th, 1993 by Minister of Science, Technology and Environment. The center is a non-profit organization (Vietnamese Non-Government Organization - VNGO) operating under an independent mechanism, having separated office, account and stamp. The ADC’s vision is that vulnerable people are empowered to achieve their fullest potential to lead their lives in an equal, inclusive, and progressive society.

Contact Details: Office address: Thai Nguyen University of Agriculture and Forestry – Quyet Thang Commune, Thai Nguyen City; Telephone: +84.2803.851822; Fax: +84.2803.851822; Email: adcthainguyen@gmail.com; Website: <http://www.adc.org.vn>

2. The Culture Identity and Resources Use Management (CIRUM)

CIRUM is a development organization established under Decision No. 404/QD/TWH, dated May 9, 2005 by the President of the Central Committee of the Viet Nam Association for Southeast Asian Scientific Research. They have been working over the past 20 years with 19 different Ethnic Minority groups in upland forested provinces around Viet Nam and more recently in neighbouring countries.

Their vision is to build a just sustainable society that honours its Indigenous knowledge and peoples. A just society where natural resources are governed in a sustainable and transparent way and where marginalized ethnic minority groups can access, control and benefit from their natural resources in fair and equitable ways. Affected communities are allied and connected to be strong enough to protect their resources over harmful investments.

Contact Details: 12 C, Pham Huy Thong Street, Ngoc Khanh Science Village, Ba Dinh District, Hanoi; Tel: +84 37622368; Fax: +84 32321926. Website: <http://cirum.org/index.php>

3. Centre for Sustainable Rural Development (SRD)

SRD was established and registered as a member organization of the Viet Nam Union of Science and Technology (VUSTA) with an operating permit from the Ministry of Science and Technology (MOST) dated March 30, 2006. SRD is a Vietnamese non-profit, non-governmental organization that is dedicated to working with disadvantaged communities, assisting them to improve their quality of life and manage their resources sustainably.

SRD's projects focus on the key areas including Sustainable Agriculture and Livelihoods; Climate Change and Disaster Risk Reduction; Forest Law Enforcement, Governance, and Trade (FLEGT); Supporting People with Disabilities; Promoting Gender Equality and Child Protection; EU-Viet Nam free trade (EVFTA); and Research and advocacy in related fields. Interventions support communities in the areas of poverty reduction, environmental protection, adaptation and mitigation of climate change (CC), and improving governance capacity for people to better manage their development process.

Contact Details: 56, lane 19/9 Kim Dong Street, Hoang Mai District, Ha Noi; Phone: +84 4 3943 6676/78

Email: info@srd.org.vn; Website: www.srd.org.vn

4. Center of Help for Indigenous value promotion and Sustainable Environment (CHIASE)

CHIASE is a science and technology organization registered with the Union of Science and Technology Associations of Viet Nam according to Decision No. 106/QD-LHHVN dated February 14, 2014 and certificate of registration of scientific and technological activities No. A-1164 issued by the Ministry of Science, Technology and Environment on February 21, 2014. The center's activities are to support people and disadvantaged groups in society, especially ethnic minorities, in poverty reduction and natural resource conservation.

Contact Details: Address: Room 712, Skylight Building, Hoa Binh 6 Lane, 125 D Minh Khai Road, Hai Ba Trung Dist., Hanoi, Viet Nam. Phone: (+84-24) 3.624.1755; Email: anh@chiasenet.vn; Website: <http://chiasenet.vn/>

5. Institute for Studies of Society, Economy and Development (iSEE)

iSEE is a private science and technology organization which was granted the first certificate of registration of scientific and technological activities by the Ministry of Science and Technology on July 17, 2007. They work for the rights of minorities in society, aiming for a just, free and tolerant society where human values are respected. iSEE aims for a Viet Nam where everyone from the majority and minority communities understands and are able to exercise their rights, and support others in the process of realizing their rights.

Contact Details: Room 203, Lake View Building, D10 Giang Vo, Ba Dinh, Hanoi; Tel: +84 4 62737933 Website: <http://isee.org.vn/>; Email: isee@isee.org.vn

7. IFAD's work in the country with Indigenous Peoples

Focusing on the poor people in rural and ethnic minority areas, IFAD started its first program of activities in Viet Nam in 1993. Since then up to now, IFAD has signed with the Vietnamese Government many national cooperation programs, developed in phases (2003-2006; 2008-2012; 2012-2017) and most recently *The country strategic opportunities programme (COSOP) 2019-2025* (IFAD, 2019).

The new COSOP is targeted to some core groups: smallholders and agricultural small and medium-sized enterprises in underserved areas with a concentration of ethnic minorities. More specific, they are: Poor smallholder farmers and their households; Ethnic minorities, subsistence farmers in upland areas and landless poor people; Rural women and Rural youth.

Its overall goal is to sustainably improve incomes of these groups through market participation and reduced climate vulnerability. Its strategic objectives are to:

Strategic objective 1: Build pro-poor and stable value chains leveraging significant investments from the private sector;

Strategic objective 2: Enhance and expand financial inclusion for climate-resilient rural livelihoods; and

Strategic objective 3: Foster the environmental sustainability and climate resilience of ethnic minorities' smallholder economic activities.

The COSOP and related projects will continue the good practice of geographical targeting by focusing investments in districts and communes with high poverty rates, which are often home to ethnic minorities. The central and northern highlands are particularly vulnerable to climate change impacts and constrained by remoteness to markets and inadequate financial, technical and business-development services. And there is also a need to continue investing in the Mekong Delta to address climate change-related challenges such as salinity intrusion in farmlands.

IFAD projects:

<https://www.ifad.org/en/web/operations/w/country/viet-nam>

IPAF projects:

https://www.ifad.org/documents/38711624/41839851/ipaf_asia_e.pdf/b5122e37-c7ba-3648-47e3-e3592ba19b42

The five most recent projects financed by IFAD in the country are:

7.1. COMMODITY-ORIENTED POVERTY REDUCTION PROGRAMME (CPRP) IN HA GIANG PROVINCE (IFAD, 2020).

Project type	Rural Development
Project ID	1100001663
Approval date	01/09/2014
Implementation period	2014-2020
Total cost	\$33,712,100
IFAD loan & grant	\$19,999,900
Government of Viet Nam	USD 5 M
beneficiary contribution	USD 4.2 M
Executive agencies	Ha Giang Provincial People's Committee
Ethnic minorities benefiting	62 320 people H'mong, Dao, Tay

Project objectives: “Sustainably improved income and reduced vulnerability of rural poor households in targeted Ha Giang communes”. Its objective is: “Targeted private agricultural enterprises, cooperative groups and farm households collaborating profitable and sustainably in a climate adapted, market-oriented provincial rural economy”.

The common goal and objectives have some specific indicators to measure and achieve, such as a half of 10,000 households will be lifted out of poverty; the prevalence of stunting of children under 5 years of age falls from 35% to 24% over the life; and Equal livelihood improvements for female- and male-headed and ethnic minority households.

Project Area and beneficiaries:

Ha Giang is a northeastern province in Viet Nam that has an area of 7,915 km². Ha Giang has 10 districts (Dong Van, Meo Vac, Yen Minh, Quan Ba, Bac Me, Vi Xuyen, Bac Quang, Quang Binh, Hoang Su Phi, Xin Man) and Ha Giang city, with 193 communes, wards and towns.

According to the report (IFAD, 2020), the province had 755,632 people of 22 ethnic groups at the time right before the project began. The H'Mong is the largest ethnic group (32%), followed by the Tay (23%), Dao (15%), Kinh (13%) and others (16%). Ha Giang is ranked as the least developed out of the 63 provinces in Viet Nam, with 30.1% of the total population living below the poverty line and 20.6% living just above the poverty line.

Project Area includes 30 poor communes in 5 districts: Bac Quang, Hoang Su Phi, Quang Binh, Vi Xuyen and Xin Man that had been chosen based on 5 criteria: (i) potential for development of value chain suitable for the poor; (ii) poverty rate; (iii) vulnerability to natural disasters; (iv) leadership commitment; and (v) the level of current projects. Ethnic minorities make up a large proportion of the population in all Program districts and 59% of the total population in the Program area.

The Program is expected to provide significant benefits to a minimum of 35,000 rural poor in 10,000 households. At least 4,000 people benefited from new job opportunities created by farm and non-farm investments, at least 5,000 women have improved access to credit, and about 4,000 people, especially rural young people receive vocational training. Other beneficiaries include (i) provincial, district and commune staff directly participate in the Program; and (ii) private enterprises and agribusiness households operating in value chains sharing common interest in developing pro-poor sustainable products and services. The Program also benefits the entire rural population of the province through better access to agricultural technology and credit, and strengthening capacity in market-oriented and climate change adaptation planning.

Development innovations

(i) Changing from traditional Socio-economic Development Planning (SEDP) to market-oriented, climate change adaptation, participatory socio-economic development planning (MoSEDP); (ii) Infrastructure investment is directly linked with value chain development; (iii) Competitive co-financing for Common Interest Groups where beneficiaries must contribute their counterpart funds; (iv) Promotion of Ha Giang Women Development Support Fund to support women in saving and credit; and (v) Co-financing Public Private collaboration.

Project components and activities:

The Program was designed with two main components: (i) Capacity building for market led development; and (ii) Building pro-poor commodity investment, and one program coordination component. The Program covered 30 poor communes in five districts of Bac Quang, Hoang Su Phi, Quang Binh, Vi Xuyen and Xin Man.

Component 1 has three sub-components: (i) Commodity-based investment planning institutionalized; (ii) Market-oriented socio-economic development planning processes supporting private sector investment at commune level implemented; and (iii) Climate adapted technologies tested and developed. The implementation of these sub-components helps to achieve the following outcome: "Provincial socio-economic development planning is holistic, participatory, climate adapted and market oriented".

Component 2 has three sub-components: (i) Community development co-financed; (ii) Rural financial services enhanced; and (iii) Public – Private Collaboration implemented. The expected outcome of component 2 is: "Increased public and private investment in sustainable, profitable commodity production and value addition".

Lessons learned:

There are some lessons learnt about the project, in which the first one is about the market-oriented poverty reduction approach: For future programs/projects, instead of focusing on poorest areas, priority should be given to select the value chains that meet both the market potential and poverty reduction potential. In areas of the selected value chains, the Government should ensure to have a good planning in place for raw material development areas, comprehensive investment in infrastructure, and develop market systems (including markets for agricultural commodities as well as markets for business development services). For the poorest communes with low market potential, it would be more appropriate to prioritize solutions in order to improve local food security and diversification of livelihoods.

Besides, there are some more lesson in: Coordination of supporting funds for poor households; improve gender equality; Pro-poor and climate smart value chain development tools; Implementation and institutionalization that should be mentioned and modified for the future projects.

7.2. SUSTAINABLE RURAL DEVELOPMENT FOR THE POOR PROJECT IN HA TINH AND QUANG BINH PROVINCES (SPDP) (IFAD, 2019)

Project type	Rural Development
Project ID	1100001662
Approval date	19 September 2013
Implementation period	2013-2019
Total cost	US\$45,68 million
IFAD loan	US\$22,00 million
IFAD grant	US\$0,50 million
Spanish Trust Fund loan	US\$10,00
Government of Viet Nam	US\$6,16 million
Beneficiary contribution	US\$7,02 million
Executive agencies	Ha Tinh & Quang Binh Provincial People's Committee
Ethnic minorities benefiting	4,300 households, Chut, Bru-Van Kieu

Project objectives

The goal of the project was to sustainably improve the incomes and reduce the vulnerability of rural poor households in targeted upland areas of Ha Tinh and Quang Binh. The development objective of the project was to invest in climate-smart, socially equitable and profitable rural development models that promote pro-poor market linkages and value chains and more competitive rural businesses.

Project Area and beneficiaries

The SRDP was implemented in the two provinces of Ha Tinh and Quang Binh, in the upland area where has high poverty rate, significant populations of ethnic minorities, degradation and extreme climatic events and the lack of business orientation.

The project area in Quang Binh included 20,600 poor households, of which 4,300 from ethnic minorities, and 9,200 were near poor. In Ha Tinh, the project communes included 19,100 poor households and 21,500 near poor households.

Development innovations

At the end of SRDP, the innovation is rated as moderately satisfactory. There are some key innovations of SRDP in four areas: (i) MoSEDP planning and implementation; (ii) inclusive

agricultural value chain development; (iii) micro-finance institutions; and (iv) agricultural extension delivered by lead enterprises and key farmers. Regarding value chain development, some successful models have been built by the project, such as the ones for medicinal plants (*Solanum procumbens*), maize for cattle feed, mushroom and orange value chains.

Project components: The project had 3 main components beside the management component:

- Market-led development planning. This component built on the MoSEDP process that had been introduced in many communes in the project area.

- Rural financial services. This component supported more inclusive financing for market-oriented, climate-smart agriculture and agribusiness investments, and leverage financing for productive investments in farm and off-farm activities from existing credit lines. It financed the establishment of women’s savings and credit groups in the new communes covered by the project.

- Market and value chain investment. This component supported the operationalization of environmentally sustainable and profitable pro-poor value chains and market linkages. In addition, the component financed the establishment of a community fund to provide co-financed investment for climate-smart agriculture production, public infrastructure facilities and public-private partnerships.

Lessons learned

There are four lessons learnt from the project implementation, including: Firstly, banking on previous lessons pays and provides a credible foundation to also venture into more innovative paradigms, such as, in the case of SRDP, the combination of pro-poor value chain development with climate smartness. Secondly, the above however depends on the availability of novel expertise, in terms of technical and methodological approaches, which was not always at hand. Thirdly, working in a country that pursues a genuine and long-term decentralization agenda down to the most relevant level, the communes, is in fact very much in tune with the guiding principles of IFAD. Fourthly, the third lesson above may be an instigator to the following question: is it possible at all to fight rural poverty without the strategic ingredient of honest decentralization?

7.3. COMMERCIAL SMALLHOLDER SUPPORT PROJECT IN BAC KAN AND CAO BANG

Project type	Rural Development
Project ID	2000000968
Approval date	14 December 2016
Implementation period	2016 - 2023
Total cost	US\$ 74.34 million
IFAD loan & grant	US\$ 43 million
Government of Viet Nam	US\$ 20.6 million
Beneficiary contribution	US\$ 10.74 million
Executive agencies	Provincial People’s Committee of Bac Kan and Cao Bang
Ethnic minorities benefiting	Tày, Nùng, Dao, Mông

Project objectives: The overall objective of the project is to contribute to sustainable poverty reduction in Bắc Kạn and Cao Bằng. The development objective is to sustainably improve the income and reduce the climate vulnerability of poor and near-poor farm households.

Project Area and beneficiaries:

The project will be implemented in the north-eastern provinces of Bắc Kạn and Cao Bằng in Viet Nam. It supports development in 35 communes in Ba Bể, Na Rì, Ngân Sơn and Pác Nặm districts in Bắc Kạn province and 35 communes in Hà Quảng, Nguyên Bình, Thạch An and Thông Nông districts in Cao Bằng province. Participatory process in both provinces identified 70 communes based on poverty rates, vulnerability to natural disasters, the commitment of local leadership and the potential to develop pro-poor value chains.

The project targeted (i) rural poor and near-poor households with land and available labour, including household enterprises; (ii) unskilled employed rural people; (iii) rural people who lack productive land but have business acumen and desire; and (iv) farmers who have the skills to promote commercial agricultural production. Women and woman-headed and ethnic-minority households will be prioritized among this target group. Ethnic minorities form the majority in all project districts.

Project components and activities. The project comprises three main components and a project management component:

- Component 1: Institutionalized provincial participatory planning. It has three subcomponents that together underpin the Market-Oriented Participatory Socio-economic Development Planning process (Strategic investment plan; Climate change-adaptation planning; Dissemination of climate-informed market-oriented socio-economic development plans);

- Component 2: A greener agricultural future. It has two subcomponents (Forest land and forest allocation; Common interest groups for climate adaptation);

- Component 3: Profitable farms linked to finance and markets. It comprises three subcomponents (Community infrastructure; Rural financial services; Agribusiness Promotion Investment Fund).

Development innovations

Innovations related to climate-adapted and market-oriented participatory planning and poverty reduction have been successfully piloted in various IFAD-supported projects in Viet Nam, including in Bắc Kạn and Cao Bằng. While the commitment of project provinces to these approaches is significant - particularly for the roll-out of a provincial Market-Oriented Participatory Socio-economic Development Planning process - a more rigorous and better market-oriented approach is required for the effective stimulation and sustainable financing of private sector investment in agricultural production and value addition along profitable value chains.

Lessons learned

There are some key lessons learned to achieve the project goals/objectives effectively and sufficiently. In which, to empower the ethnic minority people, particularly women, it's critical to have engagement in community decision-making, representation in local institutions, off-farm employment opportunities, women's land-use entitlement, and Women's Savings and Credit Groups for investment.

7.4. ADAPTATION TO CLIMATE CHANGE IN THE MEKONG DELTA IN BEN TRE AND TRA VINH PROVINCES (AMD) (IFAD, 2013).

Project type	Rural Development
Project ID	1100001664
Approval date	11 December 2013
Implementation period	2013 - 2020
Total cost	US\$49.34 million
IFAD loan & grant	US\$22.0 million
ASAP grant	US\$12.0 million
Government of Viet Nam	US\$7.6 million
Beneficiary contribution	US\$7.8 million
Executive agencies	Provincial People's Committees of Ben Tre and Tra Vinh
Ethnic minorities benefiting	Khmer

Project objectives: The goal of this project is to support sustainable livelihoods for the rural poor in a changing environment, strengthening the adaptive capacity of target communities and institutions to better contend with climate change.

Project Area and beneficiaries:

The project is to be implemented in two provinces in the north-east Mekong Delta Region of Viet Nam. Thirty communes have been selected in each province based on their poverty ranking, vulnerability to climate change and overlap with communes covered by the government's National Target Programme on New Rural Development (in Ben Tre cover 30 communes in 8 districts, and in Tra Vinh 30 communes in 7 districts).

The Project shall benefit rural poor and near poor households without land or other productive assets, poor and near poor households with land or aquaculture resources, and ethnic minority households. Amongst the target population, the Project shall prioritize women-headed households, including the Khmer ethnic minority groups. The Project shall also benefit small and medium-sized rural traders and value chain entrepreneurs.

Project components and activities. The project has two main components exclude the management component:

- Component 1: Building Adaptive Capacity which has two sub-components: (i) *Climate change knowledge enhancement*. This sub-component shall consist of 3 following activities: (a) Building an evidence base for adaptation; (b) Water quality monitoring and reporting; and (c) Knowledge management and dissemination. (ii) *Climate-informed planning*. This sub-component shall be achieved through 3 activities: (a) Community-based adaptation and disaster risk management planning; and (b) Climate-informed socio-economic development plan and policy development.

- Component 2: Investing in Sustainable Livelihoods. It comprises the two following sub-components: (i) *Rural finance for resilient livelihoods*. This sub-component shall be achieved through 3 activities: (a) Establishment of new Savings and Credit Groups; (b) Transformation of credit networks into Microfinance Institutions; and (c) Leveraging Capital for adaptation and value chain investment. (ii) *Investing in climate change adaptation*. This sub-component shall be achieved through 3 activities: (a) Community infrastructure for climate change adaptation; (b) Co-financing for climate change adaptation; and (c) Public-Private Partnership Facility.

Development innovations

The main innovation that the AMD puts forward is the introduction of an approach that

facilitates a systemic and dynamic response to climate change as opposed to the static and largely infrastructure-driven “hard adaptation” response widely being adopted. The AMD will help develop adaptation pathways through the identification of climate-resilient livelihoods. This will be done by testing new saline-tolerant crops, aquaculture and livelihood systems, introducing automated salinity monitoring and forecasting systems, mainstreaming climate change considerations into the SEDP process, leveraging policy changes to lessen restrictions of the Rice Land Designation Policy and scaling up climate-resilient livelihoods across the target provinces.

7.5. CLIMATE SMART AGRICULTURE TRANSFORMATION PROJECT IN THE MEKONG DELTA (CSAT): CLIMATE SMART AGRICULTURAL VALUE CHAIN DEVELOPMENT IN BEN TRE AND TRA VINH PROVINCES

Project type	Credit and Financial Services
Project ID	2000002335
Approval date	30 December 2021
Implementation period	2021 - 2026
Total cost	US\$ 136.38 million
IFAD loan & grant	US\$ 42.99 million
Dutch Fund for Climate and Development	US\$ 40.01 million
Domestic Financing Institutions	US\$ 30.4 million
National Government	US\$ 17.87 million
Beneficiary contribution	US\$ 4.6 million
Executive agencies	Provincial People’s Committees of Ben Tre and Tra Vinh Provinces
Ethnic minorities benefiting	Khmer

Project objectives:

CSAT’s goal is to achieve sustainable and climate-resilient rural transformation in Ben Tre and Tra Vinh Provinces, serving as a model for the Mekong Delta region. The project’s development objective is to generate sustainable income opportunities and improved rural livelihoods for poor households, women, men, youth and EMs in Tra Vinh and Ben Tre Provinces.

Project Area and beneficiaries:

CSAT will be implemented in Ben Tre and Tra Vinh provinces, which are highly vulnerable to the effects of climate change and have major pockets of rural poverty.

CSAT will directly reach 60,000 smallholder farmers’ households (Ben Tre 25,000 and Tra Vinh 35,000) equivalent to some 210,000 people in around 80 communes in both provinces. While project activities are of interest to all target groups (self-targeting) in the intervention area, the direct targeting methods will ensure the participation and creation of activities to reach the most vulnerable groups: women, youth and EMs.

Project components and activities.

CSAT has two main components and project management component.

(i) Coordination for sustainable and inclusive rural transformation (in which there are 4

subcomponents, including: Provincial and sectoral plans promote innovative anti-poverty gender empowerment and climate-resilient value chain development; Value chain action plan for climate-resilient, inclusive, and remunerative value chain investments; Functioning of public-private-producer partnerships multi-stakeholder platforms in support of priority value chains and Mekong Delta Plan; Enhanced capacity-building for inclusive value chains);

(ii) inclusive and climate-smart value chains (in which there are 3 subcomponents, including: Climate-resilient infrastructure for sustainable water usage and enhanced access to markets; Rural producers and enterprises access financial services for value chain development; Smallholder farmers invest in climate-smart agriculture);

Development innovations

There are 5 innovations that are expected: (i) application of a landscape development approach for rural transformation; (ii) inter-province Socio-Economic Development Plans with climate-smart value chain support coordination mechanism; (iii) climate-smart infrastructure models; (iv) efficient water purification for high-productivity and disease-controlled aquaculture/shrimp value chains; and (v) ICT-based salinity and water management, pest control applications and e-marketing.

Lessons learned: There are six lessons learned for CSAT to focus on: (i) promotion of regional planning and cross-sector coordination for the Mekong Delta; (ii) ensuring synergies of value chain instruments including value chain action plans, the Women's Development Fund, public-private-producer partnerships and climate-smart agriculture; (iii) private sector engagement; (iv) women's empowerment; (v) holistic approach to climate resilience from planning to implementation; and (vi) integration of project instruments into government programmes, taking into account the new official development assistance policies in Viet Nam.

8. International organizations working in the country with IPs

8.1. Outreach and partnership possibilities with international NGOs

In Viet Nam, it is estimated that there are more than 1,000 INGOs working across the country which focus more on issues that are in line with Viet Nam's socio-economic development priorities and orientations such as: poverty reduction and sustainable development. They established a resource center to share information, ideas, resources and experiences within Viet Nam's development community. In which the different INGOs and VNGOs has been divided into 20 working groups based on their priorities. <https://www.ngocentre.org.vn/workinggroups>. The core INGOs in the group working with IPs include:

ActionAid International Viet Nam

ActionAid Viet Nam has been operating in Viet Nam for 25 years with long-term development programs in the Northwest (mountain) regions, Central Highlands, Mekong Delta and urban poor areas. One of the key issues that this organization focuses on solving is to reduce/challenge economic and social inequity for workers in the informal sector, people with disabilities, and ethnic minorities

In the Viet Nam Country Strategy Paper for 2018-23, one of three key priorities has been set out is to improve people's capacity to build safe communities, and adapt to climate change and disasters with alternative sustainable livelihoods;

Oxfam Viet Nam

Oxfam supports the Viet Nam Government through many researches on poverty reduction and inequality reduction in Viet Nam, promotes positive citizenship to call for good governance, advocates for gender equality in policy and practice, strengthen resilience to natural disasters, and ensure equitable access to productive resources and resources. In the period 2020-2030, human economy which is placed at the center specialises in 3 main goals, including: Gender equality and women's agency; Social accountability and empowered citizens; and Secured livelihoods and resilient communities.

Among the projects that Oxfam has been implementing in Viet Nam, there are projects directly related to IPs and agricultural development projects in rural areas that IFAD may be interested in such as: Doing business effectively with ethnic minority women - Making fortune from Indigenous pig in Lao Cai; Strengthening Access of Ethnic Minorities in the Use and Management of Land and Forest (2020-2023); Inclusion Project - Phase 2 (IP2): Mekong Regional Water Governance Programme (2020 - 2024); People Protecting their Ecosystem in the Lower Mekong III (2019 - 2021).

CARE Viet Nam

CARE has been working with different group of ethnic minority women in the most remote areas of Viet Nam to support them to have equal opportunity to participate in and benefit from the country's overall economic growth.

They prioritise the poorest and most isolated women from ethnic minorities to work with. This includes women who are socially isolated, women who are land poor and women who are most affected by external hazards and shocks. CARE also works with men in ethnic minority communities to gain their support, as well as better-off ethnic minority communities who can influence change. Their work in Viet Nam focuses on: Gender-based violence; Economic opportunity; Women's voice; Climate change; Civil society organisation strengthening.

These INGOs have been operating in Viet Nam for many decades and have built up a network of grassroots organizations in many areas, especially in mountainous areas and ethnic minority areas, through the implementation of their programs and projects.

8.2. Opportunities for linkages with other donors and institutions working in the country with Ips

- The United Nations Development Programme (UNDP)
- United Nations Industrial Development Organization (UNIDO)
- Food and Agriculture Organization (FAO)
- Japan International Cooperation Agency (JICA)
- The World Bank (WB)
- Asian Development Bank (ADB)
- United States Agency for International Development (USAID)
- Agence Francaise de Développement (AFD)

It should be focus firstly on the co-operation with other UN agencies that have some common priorities such as UNDP, UNIDO to save resources and invest effectively. For example, IFAD and UNIDO have just been setting up a joint project *Building Forward Better- A Resilient Women and Youth Centred and Digitally Enhanced Value Chain Development Project in Viet Nam* in Mekong Delta (Dong Thap and Ben Tre provinces), funded by United Nations COVID-19 Response and Recovery Multi-Partner Trust Fund. And it is recommended that IFAD should continue take part in the One UN Initiative that are in line with its priorities.

Besides, enhancing partnership with other donors and institutions in Viet Nam is a critical

way to achieve the best results based on the advantage of each stakeholders. There are numerous potential partners in which some larger international financial institutions such as ADB, WB and donors JICA, USAID, FAO and AFD which has some common priorities, especially for the development in the post Covid-19 period and climate change adaptation in Mekong Delta.

8.3. Coordination among ODA (Official Development Assistance) agencies

Coordination between ODA agencies may bring many great benefits: avoiding overlapping investments, reducing administrative burden, centralizing investment, sharing information...It's essential to build up a public network or a database between agencies that have common priorities about these issues: ethnic minorities, rural development and climate change, especially in the context of post Covid-19.

It's necessary to coordinate among UN Development Agencies such as the way UN has been implementing since 2017 through the One Strategic Plan 2017-20. The reform includes both new development approach, indicator, management and the way to do it by joining UN agencies together to improve efficiency (<https://unsdg.un.org/un-in-action/viet-nam>).

In addition, coordination within other ODA agencies having long and larger investment in Viet Nam for decades such as WB, ADB, JICA, AFD will also get convenient achievement in development for ethnic minorities and rural areas in general.

9. Good practices

Among the projects are funded by IFAD, the project Commodity-oriented Poverty Reduction Programme in Ha Giang Province can be seen as a typical achievement since there are 62,320 ethnic people directly benefited from the project and it has two main outcomes with effective outcome delivery.

The projects supported officials and people to enhance their capacity to manage investment resources in the locality. Especially, it also helped to improve people's income through investment in value chain activities in Ha Giang where have many potential product value chains such as Shan Tuyet tea, highland golden beef, precious medicinal herbs, and oranges. Through investment, strengthen the close linkage between private enterprises and farmers. Thanks to that, the value of product chains is increased. And the income of ethnic people in the participating communes is getting better and better. "There are 4,610 households were lifted out of poverty in 30 Program communes, reaching 92.2% of the set target by December 2019 and on the way to fully deliver it by the end of 2020. The better income was reflected by improved household assets from 2015 to 2019 in terms of the quality of houses, ownership of home appliances, machines for land preparation, livestock and poultry. Food security was also significantly improved and less households suffering from a staving period during a year and for shorter time. The project also built up four livestock chains (cattle, pigs, bees, and fish) accounted for 54% of households and 55% of groups" (IFAD, 2020). Particularly, income enhancement based on value chain building have been developed as a model for future projects.

10. Bibliography and relevant links

Foreign Ministry. 2015. *Financing agreement: Adaptation to Climate change in the Mekong Delta in Ben Tre and Tra Vinh Provinces (AMD)*. <https://thuvienphapluat.vn/van-ban/Tai-nguyen-Moi-truong/Thong-bao-51-2015-TB-LPQT-hieu-luc-Hiep-dinh-tai-tro-Thich-ung-bien-doi-khi-hau-298456.aspx>

Government. 2018. *Report No. 412/BC-CP Evaluation of 3 years of implementing policies to support socio-economic development in ethnic minority and mountainous areas in the 2016-2018 period*. Hanoi September 23, 2018. <http://datafilesbk.chinhphu.vn/files/vbpbq/2018/09/412.signed.pdf>
http://datafilesbk.chinhphu.vn/files/vbpbq/2018/09/412_PL.pdf

GSO. 2018. *The list of Vietnamese ethnic groups promulgated under Decision No. 121-TCTK/PPCD dated March 2, 1979 by the Director of the General Statistics Office*. <http://tongdieutradanso.vn/danh-muc-cac-dan-toc-viet-nam.html>

GSO. 2019. *Result of the Viet Nam Household Living Standards Survey 2018*. <https://www.gso.gov.vn/wp-content/uploads/2020/05/VHLSS2018.pdf> (18/2)

GSO. 2020a. *Basic characteristics of 53 ethnic minorities in 2019*. Statistical Publishing House. Ha Noi. https://www.gso.gov.vn/wp-content/uploads/2020/07/Dac-trung-53-dan-toc-thieu-so-2019_ban-in.pdf

GSO. 2020b. *Results of the survey and collection of information on the socio-economic status of 53 ethnic minorities in 2019*. Statistical Publishing House. Ha Noi. https://www.gso.gov.vn/wp-content/uploads/2020/07/01-Bao-cao-53-dan-toc-thieu-so-2019_ban-in.pdf

GSO. 2021. *Press release on socio-economic situation in the fourth quarter and 2021*. <https://www.gso.gov.vn/du-lieu-va-so-lieu-thong-ke/2021/12/thong-cao-bao-chi-ve-tinh-hinh-kinh-te-xa-hoi-quy-iv-va-nam-2021/>

GSO. 2021. *REPORT ON THE IMPACT OF COVID-19 ON LABOR AND EMPLOYMENTS on the first quarter 2021*. <https://www.gso.gov.vn/du-lieu-va-so-lieu-thong-ke/2021/04/bao-cao-tac-dong-cua-dich-covid-19-den-tinh-hinh-lao-dong-viec-lam-quy-i-nam-2021/>

GSO. 2021. *Press release: multidimensional poverty in Viet Nam*. https://www.gso.gov.vn/wp-content/uploads/2021/03/Thong-cao-bao-chi-MDP_MPI_edited.pdf

IFAD. 2013. *President's report Proposed loan and grant to the Socialist Republic of Viet Nam for the Project for Adaptation to Climate Change in the Mekong Delta in Ben Tre and Tra Vinh Provinces*.

IFAD. 2016. *President's report Proposed loan to the Socialist Republic of Viet Nam for the Commercial Smallholder Support Project in Bắc Kạn and Cao Bằng*. <https://webapps.ifad.org/members/eb/119/docs/EB-2016-119-R-26.pdf>

IFAD. 2016. *Commercial Smallholder Support Project in Bắc Kạn and Cao Bằng Final project design report Main report and appendices*. <https://webapps.ifad.org/members/eb/118/docs/EB-2016-118-R-21-Project-design-report.pdf>

IFAD. 2019. *Socialist Republic of Viet Nam, Sustainable Rural Development for the Poor Project in Ha Tinh and Quang Binh Provinces (SRDP), Project Completion Report*, Rome, 30 June 2019.

IFAD. 2020. *Commodity-oriented Poverty Reduction Programme in Ha Giang Province Project Completion Report*. https://www.ifad.org/documents/38711624/40330956/Project+Completion+Report_2.pdf/6531c5e0-2920-a6fa-ffa2-1fc2caaad9bc?t=1611243051000

IFAD, 2020. *Project for Adaption to Climate Change in the Mekong Delta in Ben Tre*

and Tra Vinh Provinces - Supervision Report.
<https://www.ifad.org/documents/38711624/40089498/Viet+Nam+1100001664+AMD+Supervision+Report+September+2020.pdf/2dedde49-ffd4-bc16-4733-55fdae2b2d4b?t=1601654526000>

IFAD, 2021. *Commercial Smallholder Support Project in Bac Kan and Cao Bang Supervision Report.*

<https://www.ifad.org/documents/38711624/40089498/Viet+Nam+2000000968+CSSP+Supervision+Report+November+2021.pdf/16a6fd0c-ddd8-c4cb-af33-1161dfce006b?t=1636712789903>

IFAD, 2021. *Climate Smart Agriculture Transformation Project in the Mekong Delta (CSAT) - Project Design Report.*

<https://www.ifad.org/documents/38711624/39485424/Viet+Nam+2000002335+CSAT+Project+Design+Report+July+2021.pdf/be5cc685-39e0-d46a-7b3b-40f1adfa9f7d?t=1628613795609>

MOLISA. 2017. *Decision No. 945/QĐ-LĐTBXH approving the results of the review of poor households and near-poor households in 2016 according to the multi-dimensional approach poverty line applied for the 2016-2020 period.* Hanoi June 22, 2017.

MOLISA. 2020. *Decision No. 835/QĐ-LĐTBXH: Announcement of the results of the review of poor households and near-poor households in 2019 according to the multi-dimensional poverty line applied for the period 2016-2020.* Hanoi on 15/7/2020.

Phùng Đức Tùng et al. 2017. *Overview of the socio-economic situation of 53 ethnic minorities based on the results of analysis of survey data Socio-economic status of 53 ethnic minorities in 2015.*

<https://www.undp.org/content/dam/vietnam/docs/Publications/Bao%20cao%2053%20dan%20toc.pdf>

Prime Minister. 2022. *Decision No. 263/QĐ-TTg of the Prime Minister: Approving the national target program on building new rural areas for the period of 2021 – 2025,* Ha Noi 22/02/2022. <https://datafiles.chinhphu.vn/cpp/files/vbpq/2022/02/263-qd-ttg.signed.pdf>

UNDP. *Support to the implementation of the Resolution 80/NQ-CP on directions of sustainable poverty reduction 2011-2020 and the National Targeted Program on Sustainable Poverty Reduction 2012-2016.*
https://www.vn.undp.org/content/vietnam/en/home/operations/projects/poverty_reduction/Support-to-the-implementation-of-the-Resolution-80.html

UNDP. 2016. *MDP in Viet Nam: Reducing poverty in all its dimensions to ensure a good quality life for all.*

UNDP. 2018. *Report on multidimensional poverty in Viet Nam*

https://www.undp.org/content/dam/vietnam/docs/Publications/Bao_Cao_MDP_16_Dec_2018.pdf

<https://www1.undp.org/content/dam/vietnam/docs/Publications/MDP-full-E.pdf>

UN. 12/2020. *UN ASSESSMENT OF THE SOCIAL AND ECONOMIC IMPACT OF COVID-19 IN VIET NAM* https://vietnam.un.org/sites/default/files/2020-10/UN%20Assessment%20on%20the%20Social%20and%20Economic%20Impact%20of%20COVID-19%20in%20Viet%20Nam_merged.pdf

UN. 2020 (June). *COVID-19 Socio-economic Impact on Vulnerable Households and Enterprises in Viet Nam: A Gender-sensitive Assessment.*

<https://www.vn.undp.org/content/dam/vietnam/docs/Publications/RIM%20-%20Full%20Report%20-%20EN%20-%20Final.pdf>

2020. *UN Analysis on Social Impacts of COVID-19 and Strategic Recommendations for Viet Nam.*

<https://www.unicef.org/vietnam/media/6006/file/Ph%C3%A2n%20t%C3%ADch%20c%E1%BB%A7a%20LHQ%20v%E1%BB%81%20t%C3%A1c%20C4%91%E1%BB%99ng%20x%C3%A3%20h%E1%BB%99i%20c%E1%BB%A7a%20C4%91%E1%BA%A1i%20d%E1%BB%8Bch%20COVID-19.pdf>

UN Women & UNDP, 2020. *Assessing the socioeconomic impact of the COVID-19 pandemic on vulnerable households and businesses in Viet Nam – Gender analysis.* <https://vietnam.opendevelopmentmekong.net/vi/topics/ethnic-minorities-and-indigenous-people-policy/>

Bùi Tôn Hiến et al. 2021. *Policy discussion: The impact of the Covid-19 pandemic on ethnic minorities in Viet Nam, regarding their access social protection and direct cash transfer policies, from a gender equality lens.* <https://vietnam.un.org/sites/default/files/2021-11/THA%CC%89O%20LUA%CC%A3%CC%82N%20CHI%CC%81NH%20SA%CC%81CH%20COVID%20va%CC%80%20DTTS%20ENG.pdf>

Lương Thị Trường. 2021. *The Indigenous World 2021: Viet Nam* <https://www.iwgia.org/en/vietnam/4257-iw-2021-vietnam.html>.

UNIDO and IFAD join hands to launch a new project to develop the fruit value chain in the Mekong River Delta

<https://vietnam.un.org/en/129976-unido-and-ifad-join-hands-launch-new-project-develop-fruit-value-chain-mekong-river-delta>
(14/2)

UNICEF. 2021. Viet Nam SDG indicators on Children and Women Survey 2020-2021. <https://www.unicef.org/vietnam/media/8716/file/B%C3%A1o%20c%C3%A1o%20t%C3%B3m%20t%E1%BA%Aft.pdf> (15/2)

World Bank. 2018. Poverty reduction and general prosperity in Viet Nam. <https://documents1.worldbank.org/curated/en/826021522843528151/pdf/124916-WP-PUBLIC-VITENAMESE-P161323-VietnamPovertyUpdateReportVIE.pdf>

World Bank. 2018. Climbing the ladder: poverty reduction and shared prosperity in Viet Nam. <https://documents1.worldbank.org/curated/en/206981522843253122/pdf/124916-WP-PUBLIC-P161323-VietnamPovertyUpdateReportENG.pdf>

World Bank. 2019. Research report: Drivers of Socio-economic development among Ethnic Minority Groups in Viet Nam. <https://documents1.worldbank.org/curated/en/168971565786956800/pdf/Drivers-of-Socio-Economic-Development-Among-Ethnic-Minority-Groups-in-Vietnam.pdf>

ONE UN RESULTS REPORT 2019. <https://vietnam.un.org/sites/default/files/2020-07/2019%20One%20UN%20Results%20Report%20English%20Final.pdf>

Linking Investments, Partners and the Sustainable Development Goals in Viet Nam. <https://unsdg.un.org/un-in-action/viet-nam>

Viet Nam Development Partnership Forum: A New Platform for Policy Dialogue. <https://www.worldbank.org/en/events/2013/12/04/vietnam-development-partnership-forum-a-new-platform-for-policy-dialogue>

Policies and rights of ethnic minorities and Indigenous Peoples. <https://vietnam.opendevelopmentmekong.net/vi/topics/ethnic-minorities-and-indigenous-people-policy/>

Ngọc Ánh. 2022. *Chương trình 135 Nhìn lại một chặng đường/ Program 135 Looking back on a journey* <https://baodantoc.vn/chuong-trinh-135-nhin-lai-mot-chang-duong-1619692299579.htm>

CEMA. 2020. Số 1533/BC-UBDT. *Báo cáo Kết quả rà soát chính sách, pháp luật liên quan đến vùng đồng bào dân tộc thiểu số và miền núi.* Hà Nội ngày 11 tháng 11 năm 2020./

No. 1533/BC-UBDT. *Report on the results of the review of policies and laws related to ethnic minorities and mountainous areas.* Hanoi November 11, 2020. <https://vanphong.langson.gov.vn/en/node/63590>

Ministry of Natural Resources and Environment (MONRE). 2009. *Climate change, sea level rise scenarios for Viet Nam.* Ha Noi, Viet Nam, https://www.preventionweb.net/files/11348_ClimateChangeSeaLevelScenariosforVi.pdf

Prime Minister. 2008. *Nghị quyết số 30a/NQ-CP Về chương trình hỗ trợ giảm nghèo nhanh và bền vững đối với 61 huyện nghèo.* Hà Nội ngày 27 tháng 12 năm 2008/ *Resolution No. 30a/NQ-CP On the program to support rapid and sustainable poverty reduction for 61 poor districts.* Ha Noi December 27, 2008.

Prime Minister. 1998. *Quyết định 135/1998/QĐ-TTg về Chương trình phát triển kinh tế xã hội các xã đặc biệt khó khăn vùng dân tộc thiểu số và miền núi.* Hà Nội, ngày 31 tháng 7 năm 1998/ *Decision 135/1998/QĐ-TTg on the program of socio-economic development of communes with special difficulties in ethnic minority and mountainous areas.* Ha Noi, July 31, 1998.

ANNEXES

Annex 1: List of Ethnicities in Viet Nam

Code	Ethnic name	Other names	Main location
01	Kinh	Kinh (Việt)	Around the country.
02	Tày	Thổ, Ngạn, Phén, Thù Lao, Pa Dí...	Lạng Sơn, Cao Bằng, Tuyên Quang, Hà Giang, Bắc Kạn, Yên Bái, Thái Nguyên, Lào Cai, Đắk Lắk, Bắc Giang, Quảng Ninh, Hòa Bình, Lâm Đồng,...
03	Thái	Tày Khao* hoặc Đón (Thái Trắng*), Tày Đăm* (Thái Đen*), Tày Mùoi, Tày Thanh (Mán Thanh), Hàng Tông (Tày Mường), Pa Thay, Thổ Đà Bắc, Tày Dọ**, Tay**...	Sơn La, Nghệ An, Thanh Hoá, Điện Biên, Lai Châu, Yên Bái, Hoà Bình, Đắk Lắk, Đắk Nông, Lâm Đồng,...
04	Hoa	Triều Châu, Phúc Kiến, Quảng Đông, Quảng Tây**, Hải Nam, Hạ*, Xạ Phạng*, Xì Phổng**, Thảng Nhảm**, Minh Hương**, Hẹ**, Sang Phang**...	Tp Hồ Chí Minh, Đồng Nai, Sóc Trăng, Kiên Giang, Bạc Liêu, Bắc Giang, Cần Thơ, Lâm Đồng, Bình Dương, An Giang, Bình Thuận, Bà Rịa-Vũng Tàu,...
05	Khmer	Cul, Cur, Cu, Thổ, Việt gốc Miên, Khơ Me, Krôm...	Sóc Trăng, Trà Vinh, Kiên Giang, An Giang, Bạc Liêu, Cà Mau, Vĩnh Long, Cần Thơ, Hậu Giang, Bình Phước, Tây Ninh, Tp Hồ Chí Minh,...

Code	Ethnic name	Other names	Main location
06	Mường	Mol (Mual, Mon**, Moan**), Mọi* (1), Mọi bi, Ao Tá (Ậu Tá)...	Hoà Bình, Thanh Hóa, Phú Thọ, Sơn La, Hà Nội (Hà Tây), Ninh Bình, Yên Bái, Đắk Lắk, Đồng Nai, Gia Lai,...
07	Nùng	Nùng Xuông, Nùng Giang, Nùng An, Nùng Inh**, Nùng Phàn Slinh, Nùng Cháo, Nùng Lò, Nùng Quy Rin, Nùng Dín**, Khèn Lài, Nồng**...	Lạng Sơn, Cao Bằng, Bắc Giang, Hà Giang, Thái Nguyên, Đắk Lắk, Bắc Kạn, Lào Cai, Lâm Đồng, Đắk Nông, Bình Phước, Đồng Nai, Yên Bái,...
08	Mông	Mèo, Hoa, Mèo Xanh, Mèo Đỏ, Mèo Đen, Ná Mèo (Na Mièo), Mán Trắng, Miếu Ha**...	Hà Giang, Điện Biên, Sơn La, Lào Cai, Yên Bái, Cao Bằng, Nghệ An, Bắc Kạn, Tuyên Quang, Thanh Hóa, Đắk Lắk,...
09	Dao	Mán, Động*, Trại*, Xá*, Diu*, Miên*, Kiềm*, Miền*, Dao Quần Trắng, Dao Đỏ, Dao Quần Chẹt, Dao Lô Gang, Dao Tiền, Dao Thanh Y, Dao Lan Tèn, Đại Bản*, Tiểu Bản*, Cóc Ngáng*, Cóc Mùn*, Sơn Đầu*, Kim Miên**, Kim Mùn**...	Hà Giang, Tuyên Quang, Lào Cai, Yên Bái, Quảng Ninh, Cao Bằng, Bắc Kạn, Lai Châu, Lạng Sơn, Thái Nguyên, Sơn La, Hòa Bình, Phú Thọ, Đắk Lắk, Đắk Nông,...
10	Gia Rai	Giơ Rai, Tơ Buăn, Chơ Rai, Hđrưng (Hbau, Chor), Aráp**, Mthur**...	Gia Lai, Kon Tum, Đắk Lắk, Bình Thuận,...
11	Ngái	Xín, Lê, Đản, Khách Gia*, Ngái Hắc Cá**, Ngái Lầu Mân**, Hẹ**, Xuyên**, Sán Ngái**...	An Giang, Thái Nguyên, Thái Bình, Tp Hồ Chí Minh, Đồng Nai, Bà Rịa-Vũng Tàu, Trà Vinh, Đồng Tháp, Bình Thuận, Hà Nam,...
12	Ê Đê	Ra Đê, Ê Đê Êgar**, Đê, Kpa, A Đham, Krung, Ktul, Đliê Hruê, Blô, Kah**, Kdrao**, Dong Kay**, Dong Mak**, Ening**, Arul**, Hwing**, Ktlê**, Êpan, Mđhur (2), Bih, ...	Đắk Lắk, Phú Yên, Đắk Nông, Khánh Hoà,...
13	Ba Na	Gơ Lar, Tơ Lô, Giơ Lâng, (Y lăng), Rơ ngao, Krem, Roh, ConKđe, A La Công, Kpăng Công, Bơ Năm...	Gia Lai, Kon Tum, Bình Định, Phú Yên, Đắk Lắk,...
14	Xơ Đăng	Xơ Teng, Hđang, Tơ Đra, Mơ Nâm, Ha Lăng, Ca Dong, Kmrâng*, Con Lan, Bri La, Tang*, Tà Trĩ**, Châu**...	Kon Tum, Quảng Nam, Quảng Ngãi, Đắk Lắk, Gia Lai,...
15	Sán Chay	Cao Lan*, Mán Cao Lan*, Hòn Bàn, Sán Chi* (còn gọi là Sơn từ* và không bao gồm nhóm Sán Chi ở Bảo Lạc và Chợ Rạ), Chùng**, Trại**...	Tuyên Quang, Thái Nguyên, Bắc Giang, Quảng Ninh, Yên Bái, Cao Bằng, Lạng Sơn, Đắk Lắk, Phú Thọ, Vĩnh Phúc, Bắc Kạn,...

Code	Ethnic name	Other names	Main location
16	Cơ Ho	Xrê, Nốp (Tu Lốp), Cơ Don, Chil, (3), Lat (Lach), Tơ Ring...	Lâm Đồng, Bình Thuận, Khánh Hòa, Ninh Thuận, Đồng Nai,...
17	Chăm	Chàm, Chiêm**, Chiêm Thành, Chăm Pa**, Chăm Hroi, Chăm Pông**, Chà Và Ku**, Chăm Châu Đốc** ...	Ninh Thuận, Bình Thuận, Phú Yên, An Giang, Tp Hồ Chí Minh, Bình Định, Tây Ninh,...
18	Sán Dìu	Sán Dẻo*, Sán Dẻo Nhín** (Sơn Dao Nhân**), Trai, Trai Đất, Mán Quần Cộc, Mán Váy Xê**...	Thái Nguyên, Vĩnh Phúc, Bắc Giang, Quảng Ninh, Tuyên Quang, Hải Dương, Đồng Nai, Đắk Lắk ...
19	Hrê	ChămRê, Mọi Chom, Kẹ*, Lũy*, Thượng Ba Tơ**, Mọi Lũy**, Mọi Sơn Phòng**, Mọi Đá Vách**, Chăm Quảng Ngãi**, Man Thạch Bích**...	Quảng Ngãi, Bình Định, Kon Tum, Đắk Lắk, Gia Lai,...
20	Mnông	Pnông, Mnông Nông, Mnông Pré, Mnông Bu đâng, ĐìPri*, Biat*, Mnông Gar, Mnông Rơ Lam, Mnông Chil (3), Mnông Kuênh**, Mnông Đíp**, Mnông Bu Nor**, Mnông Bu Đêh**...	Đắk Lắk, Đắk Nông, Quảng Nam, Lâm Đồng, Bình Phước,...
21	Raglay	Ra Clây*, Rai, La Oang , Noang...	Ninh Thuận, Khánh Hòa, Bình Thuận, Lâm Đồng,...
22	Xtiêng	Xa Đìêng, Xa Chiêng**, Bù Lo**, Bù Đek** (Bù Đêh**), Bù Biêk**...	Bình Phước, Tây Ninh, Đồng Nai, Lâm Đồng,...
23	Bru Vân Kiều	Măng Coong, Tri Khùa...	Quảng Trị, Quảng Bình, Đắk Lắk, Thừa Thiên-Huế,...
24	Thổ (4)	Người Nhà Làng**, Mường**, Keo, Mọn, Cuối, Họ, Đan Lai, Ly Hà, Tày Pọng, Con Kha, Xá Lá Vàng(5)...	Nghệ An, Thanh Hóa, Lâm Đồng, Đồng Nai, Điện Biên, Đắk Lắk, Phú Thọ, Sơn La,...
25	Giáy	Nhắng, Dắng*, Pầu Thìn*, Pu Nà*, Cùi Chu* (6), Xa*, Giảng**...	Lào Cai, Hà Giang, Lai Châu, Yên Bái,...
26	Cơ Tu	Ca Tu, Cao*, Hạ*, Phương*, Ca Tang*(7)...	Quảng Nam, Thừa Thiên-Huế, Đà Nẵng,...

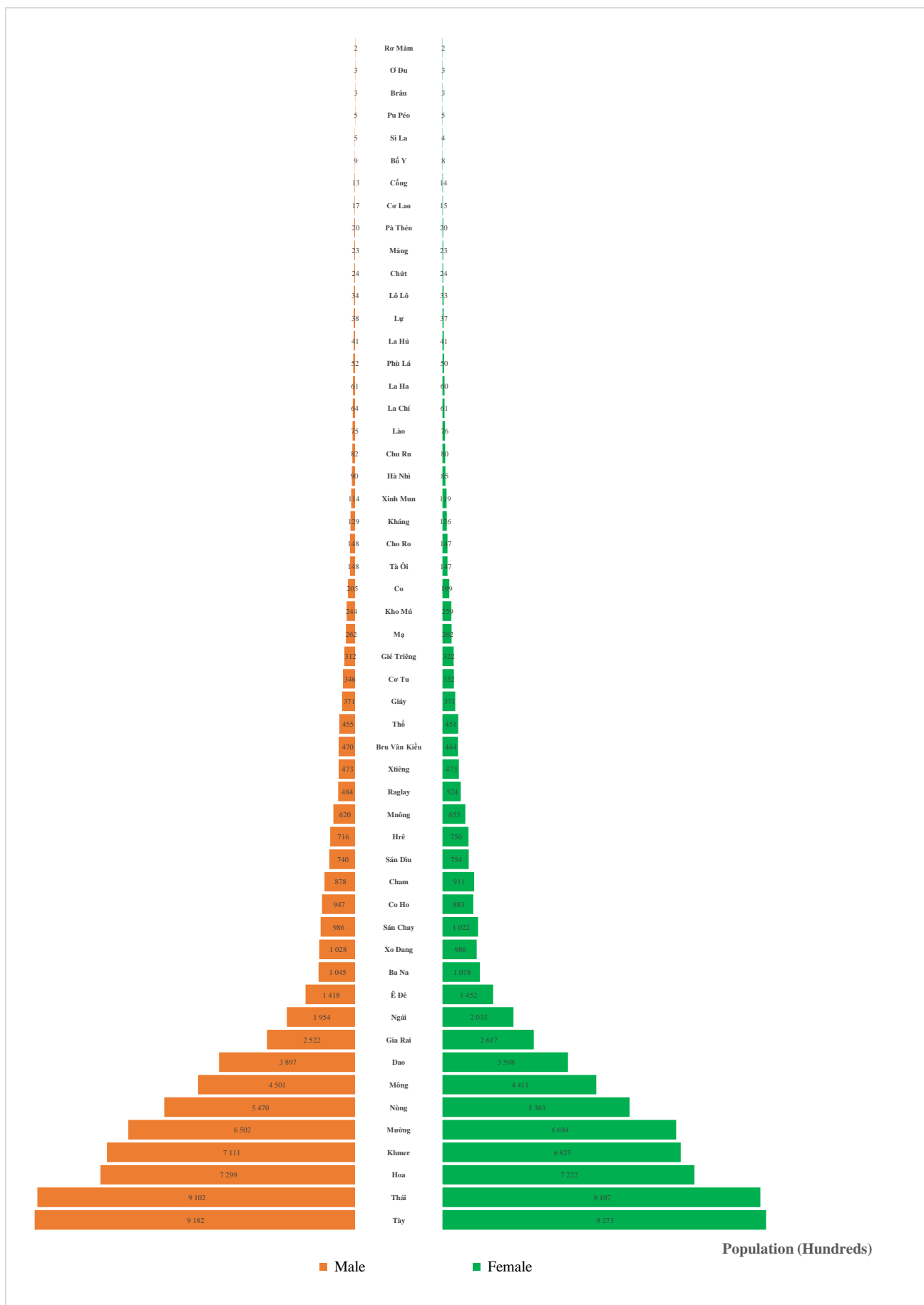
Code	Ethnic name	Other names	Main location
27	Gié Triêng	Đgiéh*, Ta Riêng*, Ve(Veh)*, Giang Rẫy Pìn, Triêng, Treng*, Ca Tang(7), La Ve, Bnoong (Mnoong)**, Cà Tang*...	Kon Tum, Quảng Nam,...
28	Mạ	Châu Mạ, Chô Mạ**, Chê Mạ**, Mạ Ngăn, Mạ Xóp, Mạ Tô, Mạ Krung...	Lâm Đồng, Đắk Nông, Đồng Nai, Bình Phước,...
29	Khơ mú	Xá Cầu, Khạ Klầu**, Măng Cầu**, Mứn Xen, Pu thên, Tênh, Tày Hay, Kmu**, Kum Mụ**...	Nghệ An, Điện Biên, Sơn La, Lai Châu, Yên Bái, Thanh Hóa,...
30	Co	Cor, Col, Cùa, Trầu	Quảng Ngãi, Quảng Nam,...
31	Tà Ôi	Tôi Ôi, Pa Co, Pa Hi (Ba Hi), Kan Tua**, Tà Uốt**...	Thừa Thiên-Huế, Quảng Trị,...
32	Chơ Ro	Dơ Ro, Châu Ro, Chro**, Thượng**...	Đồng Nai, Bà Rịa-Vũng Tàu, Bình Thuận,...
33	Kháng	Xá Khao*, Xá Súa*, Xá Dón*, Xá Dảng*, Xá Hóc*, Xá Ái*, Xá Bung*, Quảng Lâm*, Mơ Kháng**, Háng**, Brên**, Kháng Dảng**, Kháng Hoặc**, Kháng Dón**, Kháng Súa**, Bủ Háng Cọi**, Ma Háng Bén**...	Sơn La, Điện Biên, Lai Châu,...
34	Xinh Mun	Puộc, Pụa*, Xá**, Pnạ**, Xinh Mun Dạ**, Nghet**...	Sơn La, Điện Biên,...
35	Hà Nhì	Hà Nhì Già**, U Ni, Xá U Ni, Hà Nhì Cồ Chồ**, Hà Nhì La Mí**, Hà Nhì Đen**...	Lai Châu, Điện Biên, Lào Cai,...
36	Chu Ru	Chơ Ru, Chu*, Kru**, Thượng**	Lâm Đồng, Ninh Thuận,...
37	Lào	Lào Bốc (Lào Cạn**), Lào Nọi (Lào Nhỏ**), Phu Thay**, Phu Lào**, Thay Duồn**, Thay**, Thay Nhuồn**...	Lai Châu, Điện Biên, Sơn La, Đắk Lắk,...
38	La Chí	Cù Tê, La Quả*, Thổ Đen**, Mán**, Xá**...	Hà Giang, Lào Cai,...
39	La Ha	Xá Khao*, Khlá Phlạo (La Ha Cạn), La Ha Nước (La Ha ùng), Xá Cha**, Xá Bung**, Xá Khao**, Xá Tấu Nhạ**, Xá Poọng**, Xá Uóng**, Bủ Hà**, Pụa**...	Sơn La, Lai Châu,...

Code	Ethnic name	Other names	Main location
40	Phù Lá	Bồ Khô Pạ (Phù Lá Lão**), Mu Di*, Pạ Xá*, Phó, Phô**, Vaxơ, Cản Thin**, Phù Lá Đen**, Phù Lá Hán**...	Lào Cai, Yên Bái, Hà Giang, Điện Biên,...
41	La Hủ	Lao*, Pu Đàng Khù Xung, Cò Xung, Khả Quy, Cọ Sọ**, Nê Thú**, La Hủ Na (Đen), La Hủ Sứ (Vàng), La Hủ Phung (Trắng), Xá Lá Vàng**...	Lai Châu,...
42	Lự	Lừ, Nhuôn (Duôn), Mùn Di*, Thay**, Thay Lừ**, Phù Lừ**, Lự Đen (Lự Đăm)** , Lự Trắng**...	Lai Châu, Lâm Đồng,...
43	Lô Lô	Sách*, Mây*, Rục*, Mun Di**, Di**, Mần Di**, Qua La**, Ô Man**, Lu Lộc Mần**, Lô Lô Hoa**, Lô Lô Đen**...	Cao Bằng, Hà Giang, Lai Châu,...
44	Chứt	Mã Liêng*, A Rem, Tu Vang*, Pa Leng*, Xơ Lang*, Tơ Hung*, Chà Cùi*, Tắc Cùi*, U Mo*, Xá Lá Vàng*, Rục**, Sách**, Mây**, Mã Liêng**...	Quảng Bình, Hà Tĩnh, Đắk Lắk,...
45	Mảng	Mảng Ư, Xá Lá Vàng*, Xá Mảng**, Niêng O**, Xá Bá O**, Mảng Gừng**, Mảng Lê**...	Lai Châu, Điện Biên,...
46	Pà Thẻn	Pà Hưng, Tống*, Mèo Lài**, Mèo Hoa**, Mèo Đỏ**, Bát Tiên Tộc**...	Hà Giang, Tuyên Quang,...
47	Cơ Lao	Tống*, Tứ Đu**, Ho Ki**, Voa Đê**, Cờ Lao Xanh**, Cờ Lao Trắng**, Cờ Lao Đỏ**...	Hà Giang, Tuyên Quang,...
48	Cống	Xẩm Khổng, Mảng Nhé*, Xá Xeng*, Phuy A**...	Lai Châu, Điện Biên,...
49	Bố Y	Chùng Chá, Trọng Gia, Tu Dí, Tu Dín*...	Lào Cai,...
50	Si La	Cù Dề Xừ, Khả Pè...	Lai Châu, Điện Biên,...
51	Pu Páo	Ka Pèo, Pen Ti Lô Lô, La Quả**...	Hà Giang, Trà Vinh,...
52	Brâu	Brao	Kon Tum,...
53	Ơ Đu	Tày Hạt, I Đu**,	Nghệ An.
54	Rơ Măm		Kon Tum,...
55	Foreigners		Tp Hồ Chí Minh, Đồng Nai, Hà Nội, Bình Dương, Bà Rịa-Vũng Tàu, Tây Ninh,...

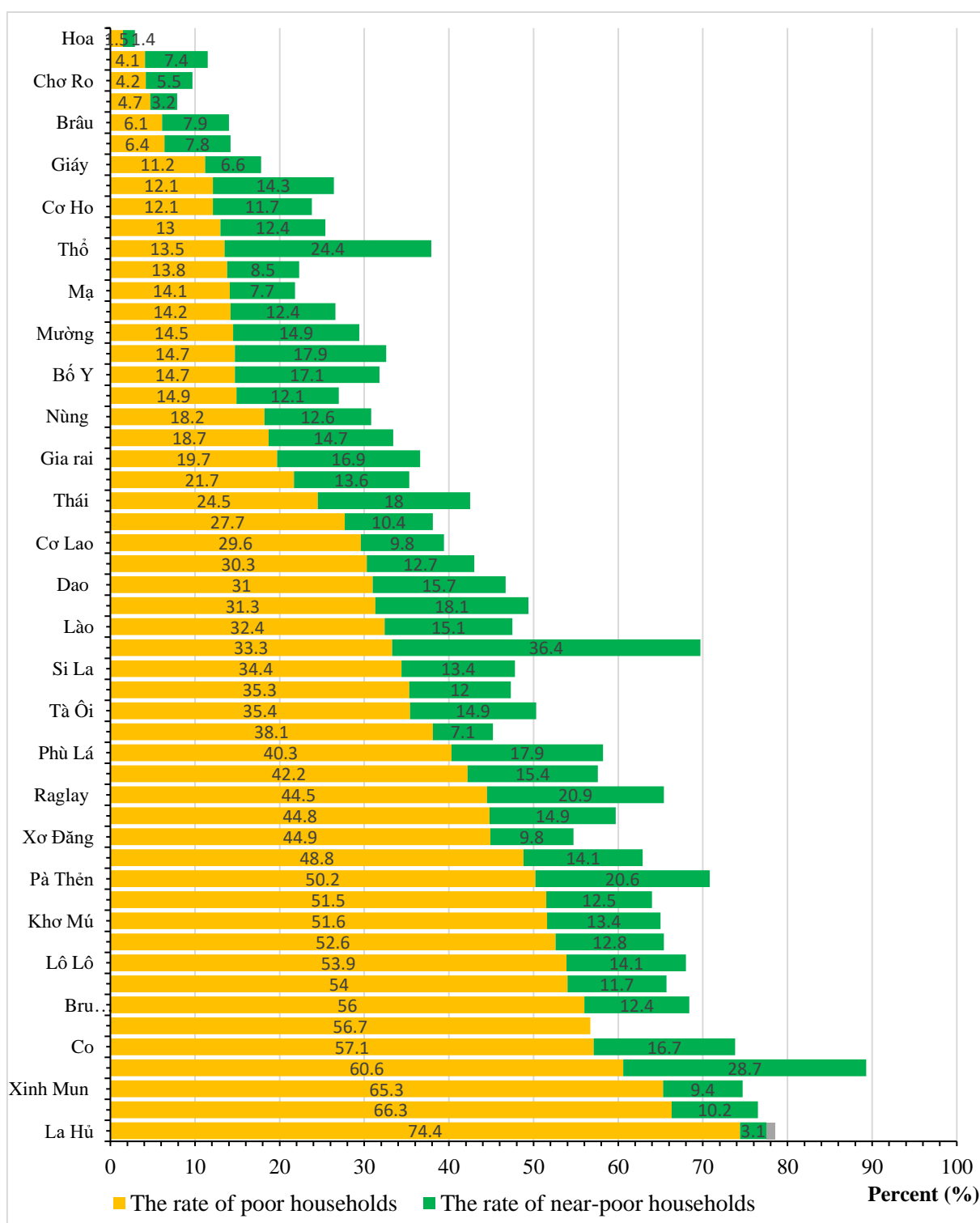
(Source: a. List of ethnic groups in Viet Nam (according to Decision No. 121/TCTK-PPCD

dated March 2, 1979 of the General Department of Statistics)-(main source). b. Mountains of Viet Nam, Achievements and Developments in the Doi Moi years, 2002, Committee for Ethnic Minorities and Mountains - (additional source). <http://tongdieutradaso.vn/danh-muc-cac-dan-toc-viet-nam.html>

Annex 2: EMs population in 2019 distributed by sex (based on the results of the 2019 Population and Housing Census)



Annex 3: Percentage of poor and near-poor households of ethnic minorities in Viet Nam in 2018

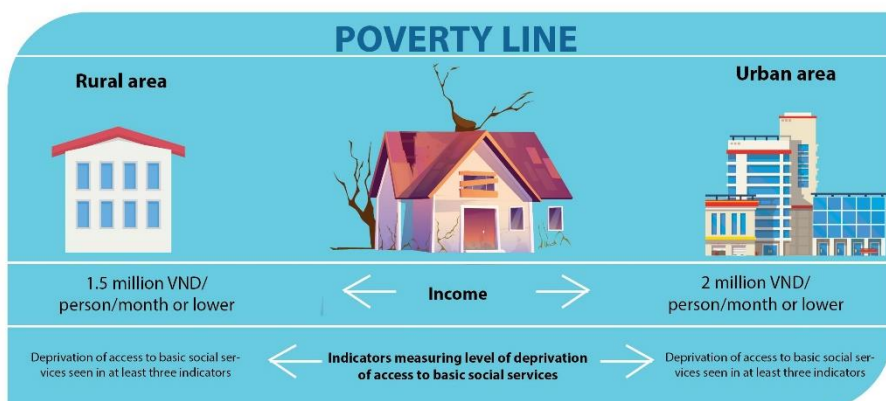


(Source: GSO. 2020. Basic characteristics of 53 ethnic minorities in 2019, Statistical Publishing House, and the author's calculation)

Annex 4: Multidimensional poverty line for 2022-2025

MULTIDIMENSIONAL POVERTY LINE FOR 2022-2025

Decree No. 07/2021/ND-CP of the Government on multidimensional poverty line for the 2022-2025 period takes effect on March 15, 2021.



12 INDICATORS MEASURING LEVEL OF DEPRIVATION OF ACCESS TO BASIC SOCIAL SERVICES OF HOUSEHOLDS



*Children (under 16 years old), elderly or disabled people receiving monthly social benefits

**Two of three main structures, namely walls, columns, and roofs, are made of unstable materials

Source: Government Decree No. 07/2021/ND-CP dated on January 27, 2021

<https://infographics.vn>



Source: (Viet Nam News Agency) <https://en.infographics.vn/multidimensional-poverty-line-for-2022-2025/19561.vna> (access on 2/3/2022)

