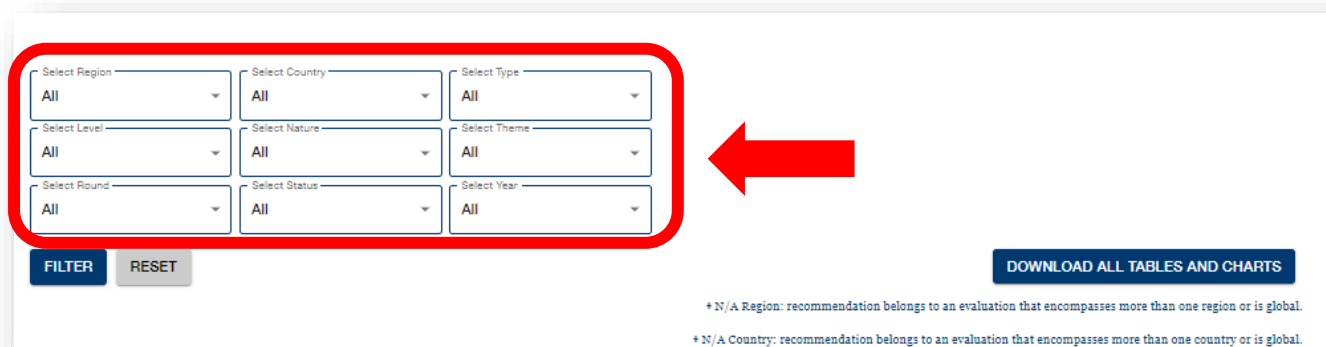


PRISMA User Guide

A. How to browse the PRISMA Dashboard

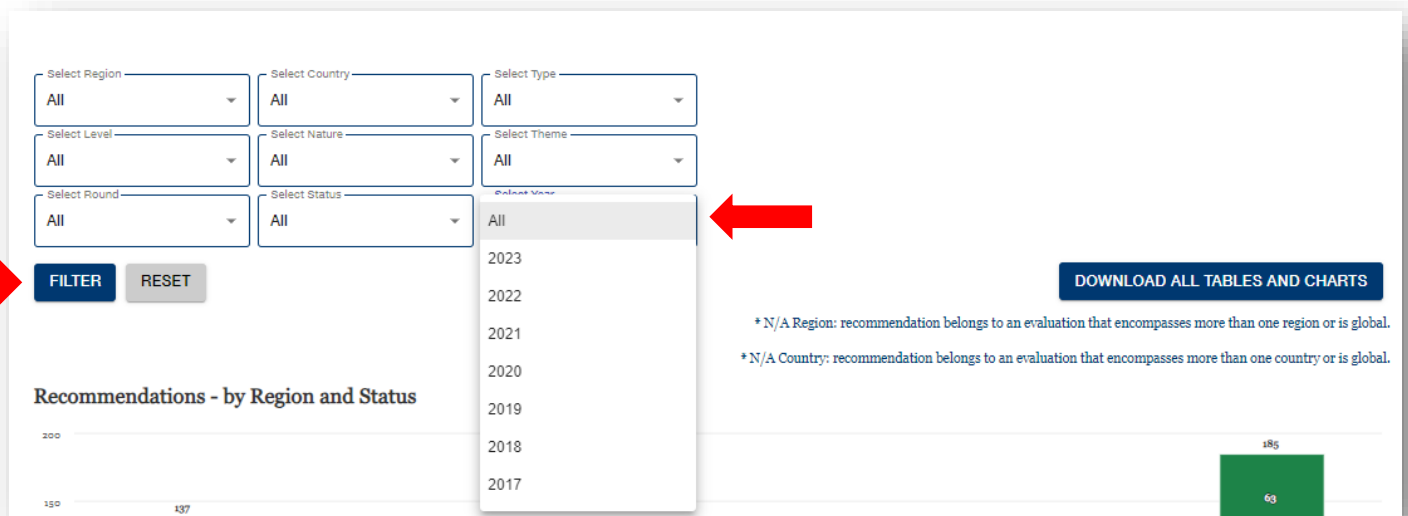
1. Access the PRISMA Tracker - module PRISMA Dashboard at the following link: <https://www.ifad.org/en/prisma-dashboard>.
2. The dashboard displays charts with aggregated statistics on evaluations, recommendations and follow up action undertaken by Management in a given year. The latest year of reporting is selected by default.
3. Attribute-based filters are available to customize the charts.



4. Available filters include the following:
 - **Region** and **Country** targeted in the evaluation.
 - **Evaluation type**: according to the issue being evaluated, evaluations may focus on corporate, country, or project specific aspects; they may present new evaluative evidence or synthesize existing information.
 - **Recommendation level**: recommendations may be assigned for follow up at corporate level, or be relevant at country or project-specific level.
 - **Recommendation nature**: recommendations may be of policy, strategic or operational nature.
 - **Recommendation theme**: the specific topic constituting the focus of the recommendation. For example: climate change, monitoring and evaluation, market and value chain, among others.
 - **Follow up Round**: in a given year, recommendations may be followed up for the first time (first round) or for the second, third or fourth time (historical).

- **Recommendation status:** the degree to which follow up has been implemented by Management. For example, recommendations may be fully followed up, if they were fully incorporated into the operations or policies; or ongoing, if follow up action is not yet complete.
- **PRISMA year:** the year(s) in which Management has reported follow up in the PRISMA. The latest year of reporting is selected by default.

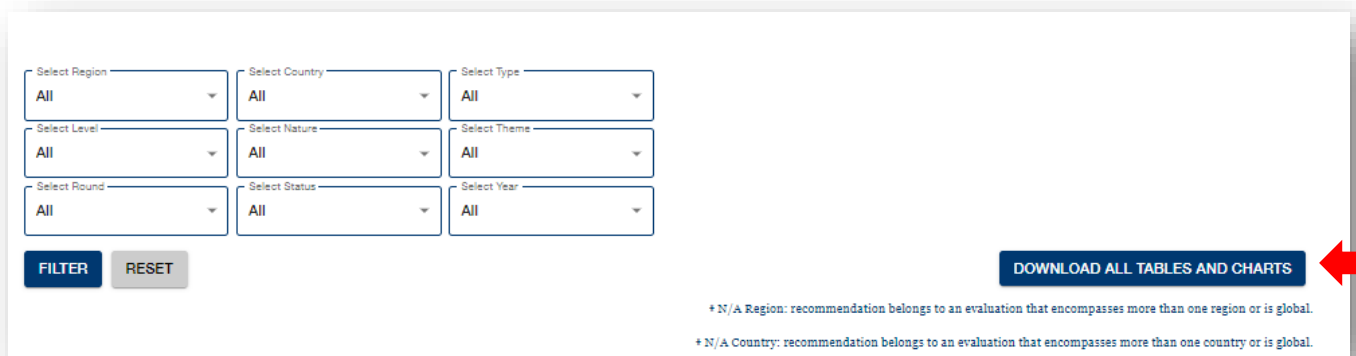
5. Click on a filter to display the drop down list with the different options. Select the desired options and then click on the "Filter" button to update the dashboard.



6. For each search, the dashboard will display a series of different charts, as follows:

- **Recommendations - by region and status:** this chart groups recommendations according to their geographical context, and for each region, it displays the follow-up status of recommendations in the chosen year.
- **Recommendations - by country and status:** this chart groups recommendations according to their country, and for each country, it displays the follow-up status of recommendations in the chosen year.
- **Recommendations - by theme and status:** this chart groups recommendations according to their thematic focus, and for each topic, the follow-up status of recommendations in the chosen year.
- **Recommendations - by type and status:** this chart groups recommendations according to their type (for example: Country Strategy and Program Evaluation, or Corporate Level Evaluation, among others) and the corresponding follow-up status in the chosen year.

- **Recommendations - by region and type:** this chart displays the recommendations considered in the PRISMA report for a given year, and groups such recommendations according to their geographical context. For each region, the chart displays the type of evaluation to which recommendations belong (for example: Country Strategy and Program Evaluation, or Corporate Level Evaluation, among others).
 - **Recommendations - by level and nature:** this chart shows the recommendations considered in the PRISMA report for a given year, and groups such recommendations by the level of assignment of follow up. For example, recommendations may be assigned for follow up at corporate level, or be relevant at country or project-specific level. For each level of assignment, it also displays the nature of recommendations (policy, strategic or operational).
 - **Recommendations - by type and nature:** this chart shows the recommendations considered in the PRISMA report for a given year, and groups such recommendations according to their type (for example: Country Strategy and Program Evaluation, or Corporate Level Evaluation, among others) and nature (policy, strategic or operational) in the chosen year.
 - **Evaluations - by region and type:** this chart groups evaluations according to their geographical context, and for each region, it displays the type of evaluation considered in the PRISMA report for a given year (for example: Country Strategy and Program Evaluation, or Corporate Level Evaluation, among others).
7. Click on the “download all tables and charts” button to download a PDF file with the graphs shown on screen.



Select Region: All

Select Country: All

Select Type: All

Select Level: All

Select Nature: All

Select Theme: All

Select Round: All

Select Status: All

Select Year: All

FILTER **RESET**

DOWNLOAD ALL TABLES AND CHARTS

* N/A Region: recommendation belongs to an evaluation that encompasses more than one region or is global.

* N/A Country: recommendation belongs to an evaluation that encompasses more than one country or is global.

8. Click on the "Reset" button and filter again to switch to different charts

Select Region: All | Select Country: All | Select Type: All

Select Level: All | Select Nature: All | Select Theme: All

Select Round: All | Select Status: All | Select Year: All

FILTER **RESET** **DOWNLOAD ALL TABLES AND CHARTS**

* N/A Region: recommendation belongs to an evaluation that encompasses more than one region or is global.
* N/A Country: recommendation belongs to an evaluation that encompasses more than one country or is global.

9. Click on the link indicated below to download the PRISMA user guide.

[Read this guide on how to use the PRISMA dashboard and tracker](#)

Select Region: All | Select Country: All | Select Type: All

Select Level: All | Select Nature: All | Select Theme: All

Select Round: All | Select Status: All | Select Year: 2024

FILTER **RESET** **DOWNLOAD ALL TABLES AND CHARTS**

* N/A Region: recommendation belongs to an evaluation that encompasses more than one region or is global.
* N/A Country: recommendation belongs to an evaluation that encompasses more than one country or is global.

10. Click on the "PRISMA Tracker" link in the paragraph indicated below to switch from the PRISMA Dashboard to the PRISMA Tracker – Search & Browse



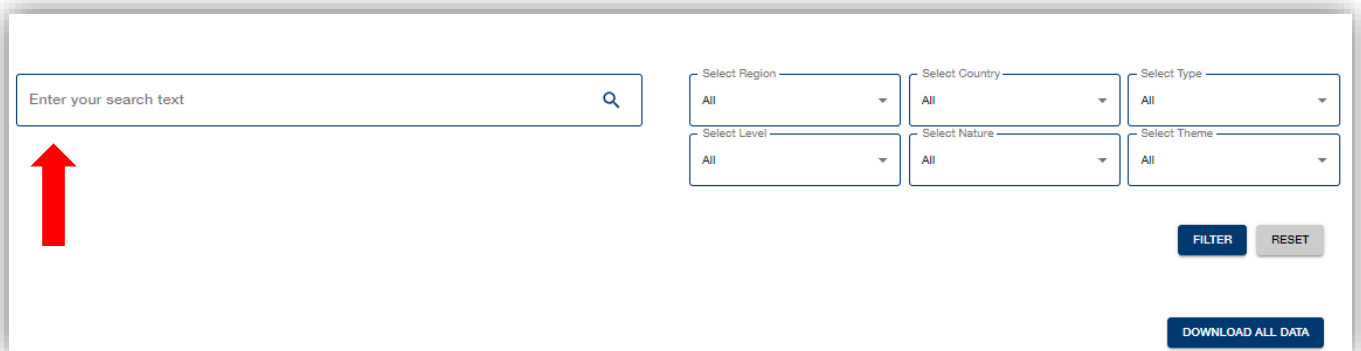
Browse the PRISMA Dashboard page to visualize aggregated statistics on recommendations stemming from the evaluations undertaken by IFAD's Independent Office of Evaluation and related follow up action undertaken by IFAD Management over the year. Switch to the [Prisma Tracker](#) page to visualize detailed information on evaluation recommendations and follow up action undertaken by Management.



IFAD releases an annual publication – the President's Report on the Implementation Status of Evaluation Recommendations and Management Actions or PRISMA – with two objectives: accountability and learning. PRISMA summarizes the follow up status of recommendations and distills learning for better project, country and corporate strategy design and implementation. This tracking tool replaces the former PRISMA Volume II and complies with the accountability objective. It also fosters learning by simplifying the search on specific evaluation topics and action undertaken.

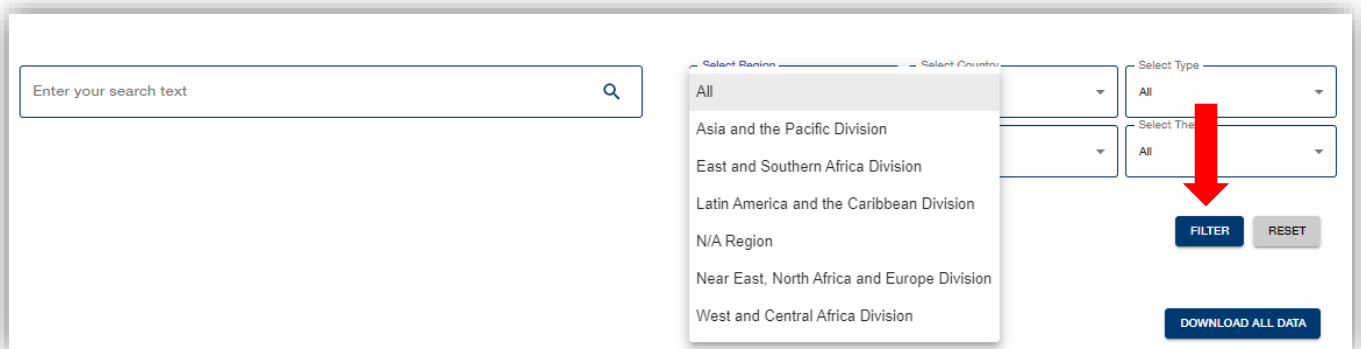
B. How to explore the information included in the PRISMA tracker

1. Access the “PRISMA Tracker” module at the following link:
<https://www.ifad.org/en/prisma-tracker>
2. To look for a specific evaluation:
 - i) Type the title of the evaluation (or key words in the evaluation title) in the search box labelled “Enter your search text”. If you need to re-do your search, press “reset” and then enter a new text in the search box.



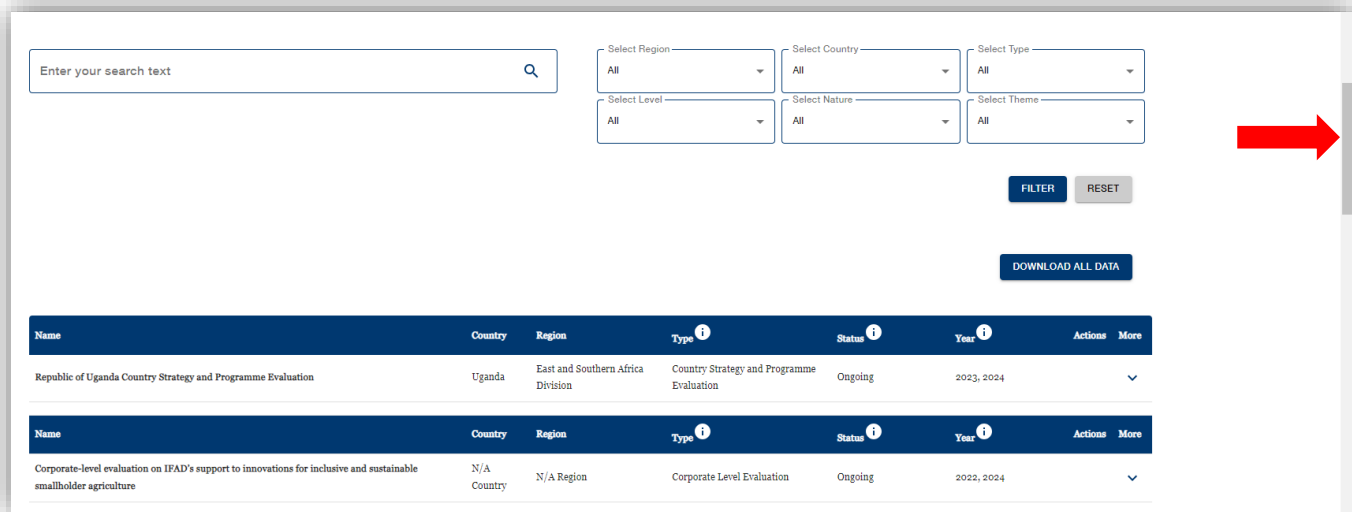
The screenshot shows the PRISMA Tracker search interface. On the left, there is a search box with the placeholder text "Enter your search text" and a magnifying glass icon. A red arrow points upwards to this search box. To the right of the search box are six dropdown menus for filtering results: "Select Region", "Select Country", "Select Type", "Select Level", "Select Nature", and "Select Theme". Each dropdown menu currently shows "All". Below these filters are three buttons: "FILTER" (in blue), "RESET" (in grey), and "DOWNLOAD ALL DATA" (in blue).

- ii) Click on the attribute-based filters and use the scroll-down bars to go through the drop down lists that will appear. The different filters include: region; country; evaluation type; and recommendation level, nature or theme. Once the filters are selected, click on the “Filter” button.



The screenshot shows the PRISMA Tracker search interface with the "Select Region" dropdown menu open. The menu lists the following options: "All", "Asia and the Pacific Division", "East and Southern Africa Division", "Latin America and the Caribbean Division", "N/A Region", "Near East, North Africa and Europe Division", and "West and Central Africa Division". A red arrow points downwards to the "FILTER" button. The other filters remain set to "All".

3. The system will display one or more evaluations, according to the search criteria. You can scroll down by using the external side bar on the right to find the desired evaluation. **Remember:** the external side bar on the right allows you to browse through different evaluations.



The screenshot displays a search interface with a search bar and several filter dropdowns. Below the filters are buttons for 'FILTER', 'RESET', and 'DOWNLOAD ALL DATA'. A table lists two evaluations with columns for Name, Country, Region, Type, Status, Year, Actions, and More. A red arrow on the right points towards the 'More' column of the table.

Name	Country	Region	Type	Status	Year	Actions	More
Republic of Uganda Country Strategy and Programme Evaluation	Uganda	East and Southern Africa Division	Country Strategy and Programme Evaluation	Ongoing	2023, 2024		▼
Corporate-level evaluation on IFAD's support to innovations for inclusive and sustainable smallholder agriculture	N/A Country	N/A Region	Corporate Level Evaluation	Ongoing	2022, 2024		▼

- Click on the information symbol next to each column header to display a brief explanation on the information included in the column. For example, "Status" refers to the follow up status of evaluations, which may be fully followed up, or ongoing, among others.

Enter your search text

Select Region: All | Select Country: All | Select Type: All
 Select Level: All | Select Nature: All | Select Theme: All

FILTER **RESET**

DOWNLOAD ALL DATA

Name	Country	Region	Type <i>i</i>	Status <i>i</i>	Year <i>i</i>	Actions	More
Republic of Uganda Country Strategy and Programme Evaluation	Uganda	East and Southern Africa Division	Country Strategy and Programme Evaluation	Ongoing	2023, 2024		▼
Corporate-level evaluation on IPAD's support to innovations for inclusive and sustainable smallholder agriculture	N/A Country	N/A Region	Corporate Level Evaluation	Ongoing	2022, 2024		▼
Republic of Burundi Country Strategy and Programme Evaluation	Burundi	East and Southern Africa Division	Country Strategy and Programme Evaluation	Ongoing	2023, 2024		▼



Enter your search text

Select Region: All | Select Country: All | Select Type: All
 Select Level: All | Select Nature: All | Select Theme: All

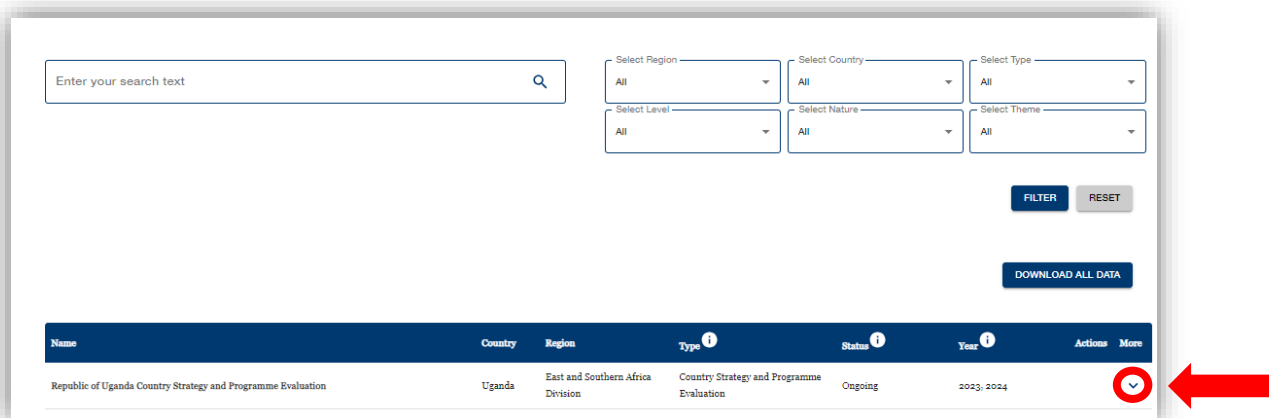
FILTER **RESET**

DOWNLOAD ALL DATA

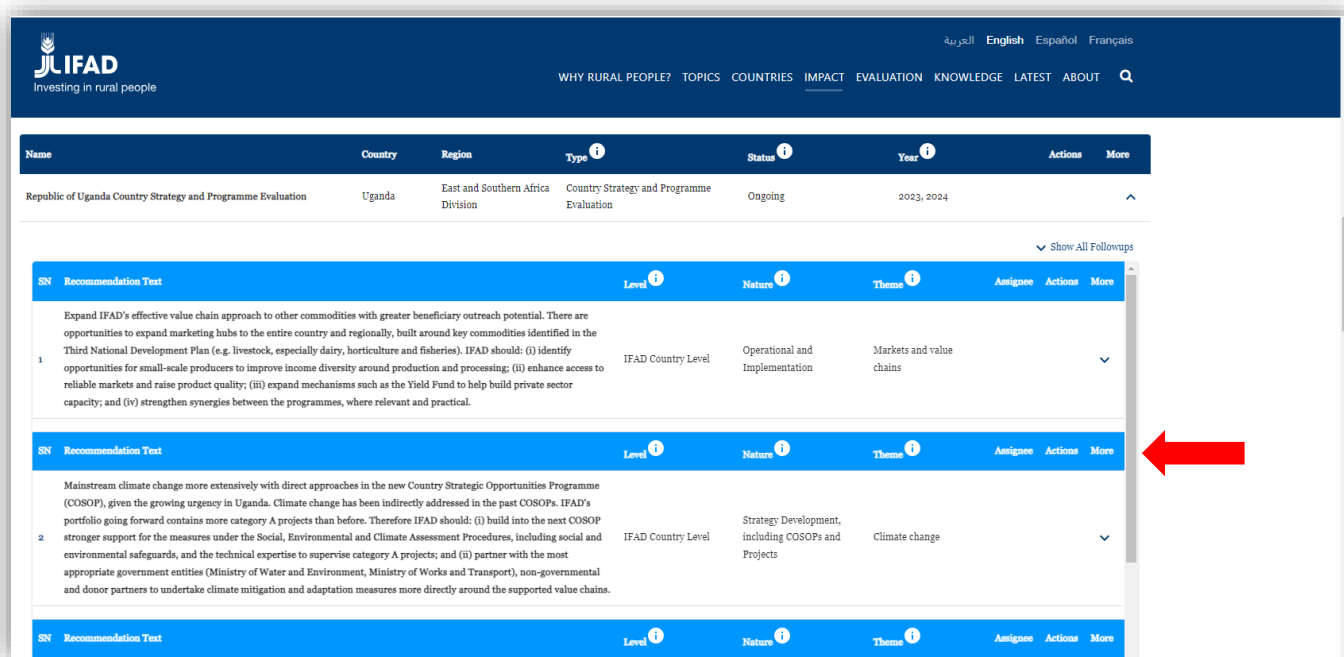
Name	Country	Region	Type <i>i</i>	Status <i>i</i>	Year <i>i</i>	Actions	More
Republic of Uganda Country Strategy and Programme Evaluation	Uganda	East and Southern Africa Division	Country Strategy and Programme Evaluation	Ongoing	2023, 2024		▼
Corporate-level evaluation on IPAD's support to innovations for inclusive and sustainable smallholder agriculture	N/A Country	N/A Region	Corporate Level Evaluation	Ongoing	2022, 2024		▼
Republic of Burundi Country Strategy and Programme Evaluation	Burundi	East and Southern Africa Division	Country Strategy and Programme Evaluation	Ongoing	2023, 2024		▼

The degree to which follow up has been implemented by Management

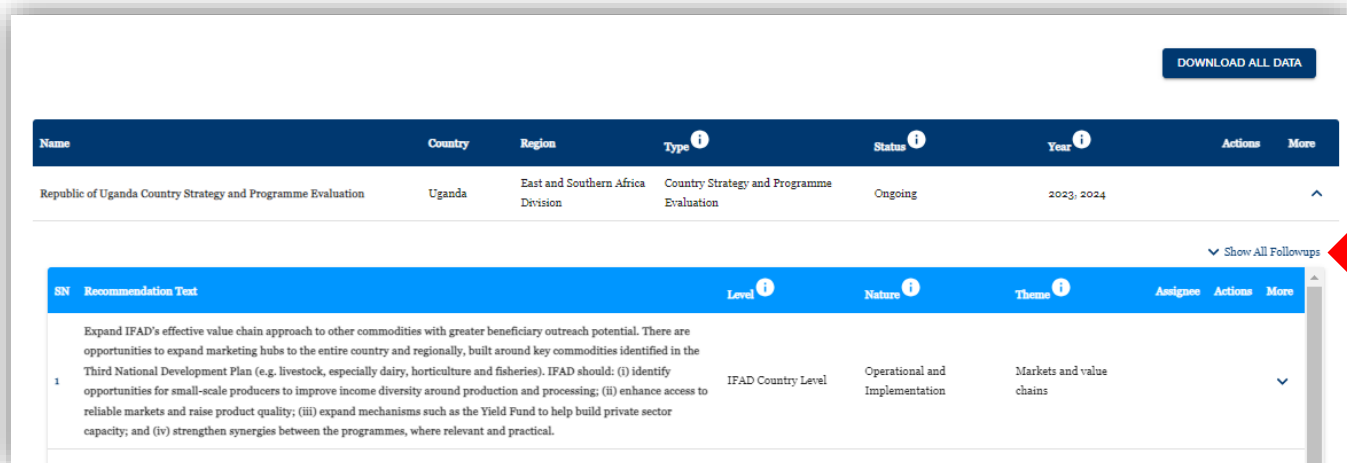
- Once you found the desired evaluation, click on the arrow under the category "More" to display the full list of recommendations.



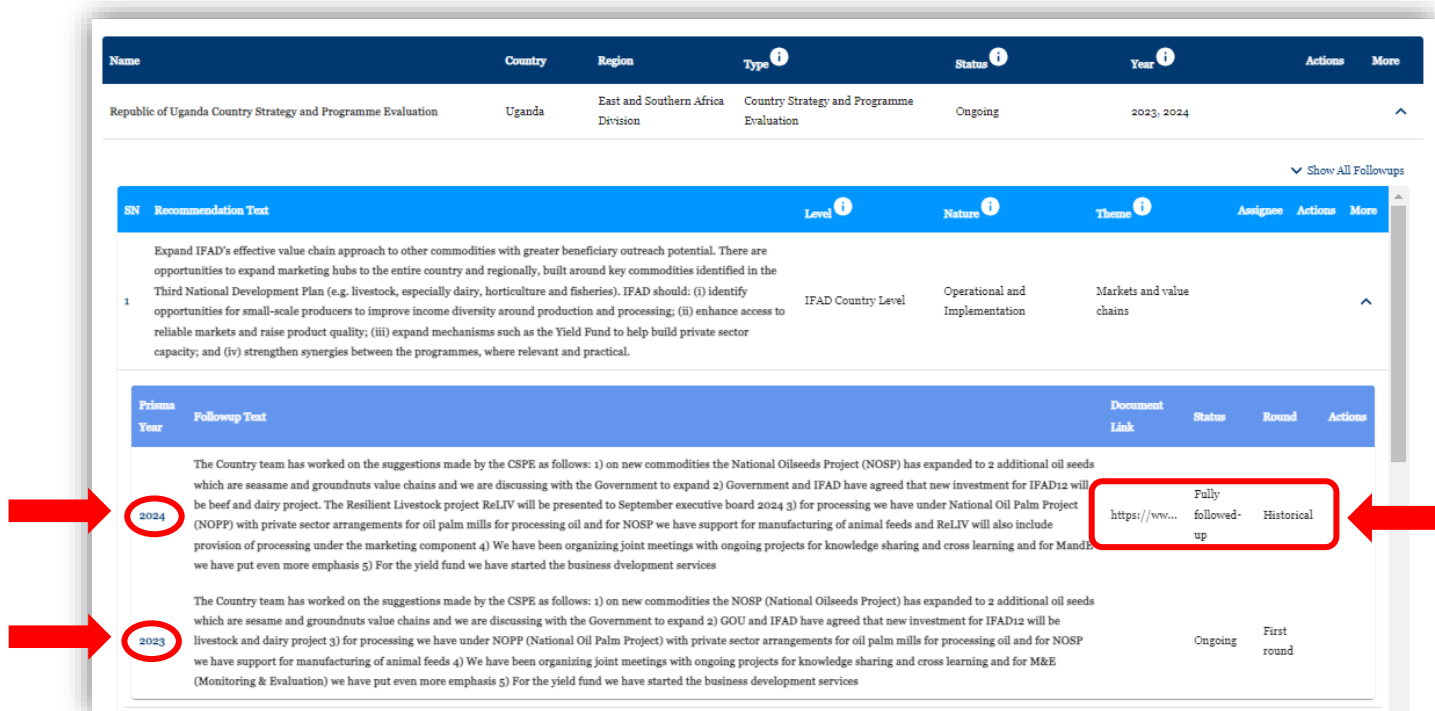
- The system will display the full list of recommendations for the specific evaluation. The recommendation text will be on the left, and the information on the recommendation (level, nature, theme, etc) on the right. Use the internal side bar on the right to scroll down and read the full text for each recommendation. **Remember:** the internal side bar allows you to scroll down to visualize the full information for a single evaluation.



7. To display follow up actions, click on the "Show all Follow ups" link right on top of the first recommendation displayed.



8. For each recommendation, the system will display the follow up action recorded for each year on the left and the information on the follow-up action (document link, status, and round) on the right.



9. To switch to a different evaluation, click on the "Reset" button on the top right corner and search or filter again.

The screenshot shows the filter section of the PRISMA dashboard. On the left is a search box with the placeholder text "Enter your search text" and a magnifying glass icon. To the right are six dropdown menus arranged in two rows of three. The first row contains "Select Region", "Select Country", and "Select Type", all set to "All". The second row contains "Select Level", "Select Nature", and "Select Theme", also all set to "All". Below the dropdowns are three buttons: "FILTER" (blue), "RESET" (grey), and "DOWNLOAD ALL DATA" (blue). A red arrow points vertically down to the "RESET" button.

10. Click on the "download all data" button to download the Excel file with all current data on the evaluation recommendations and follow ups.

This screenshot is identical to the previous one, showing the filter section. A red arrow points horizontally from the right towards the "DOWNLOAD ALL DATA" button.

11. Click on the link indicated below to download the PRISMA user guide.

The screenshot shows the PRISMA dashboard with a red rectangular box highlighting a link that reads "Read this guide on how to use the PRISMA dashboard and tracker". A red arrow points from the right towards this link. Below the link is the same filter section as in the previous screenshots, including the search box, dropdown menus, and buttons.

12. Click on the "PRISMA Dashboard" link in the paragraph indicated below to switch from the PRISMA Tracker – Search & Browse to the PRISMA Dashboard



PRISMA tracker

Status of Implementation of Recommendations from Independent Evaluations and Management Action

Browse the PRISMA tracker to gather information on recommendations stemming from the evaluations undertaken by IFAD's Independent Office of Evaluation and related follow up action undertaken by IFAD Management over the years. Switch to the [PRISMA Dashboard](#) page to visualize aggregated statistics.

IFAD releases an annual publication – the President's Report on the Implementation Status of Evaluation Recommendations and Management Actions or PRISMA – with two objectives: accountability and learning. PRISMA summarizes the follow up status of recommendations and distils learning for better project, country and corporate strategy design and implementation. This tracking tool replaces the former PRISMA Volume II and complies with the accountability objective. It also fosters learning by simplifying the search on specific evaluation topics and action undertaken.